



Light
SERIES



**THE FIRST NAME IN CAMPING.
THE TRUSTED NAME IN RVs.**



Light
SERIES

DISCOVER

THE COLEMAN LIGHT



HOM

YOUR HOME AWAY FROM HOME

The Coleman Light Series was built for outdoor play and a relaxing indoor stay, delivering a feature-rich kitchen, Bluetooth entertainment system, power awning with LED patio lighting, as well as laminated floor and walls that increase durability and overall weight reduction.

THE FIRST NAME IN CAMPING



The Outdoor Company®

For more than 100 years, millions of people have trusted the Coleman name to help them thrive in the great outdoors. These all-new Coleman RVs deliver on that same reputation, packing more camping conveniences into one value-packed product! With multiple floorplans to choose from and a number of residential-style features throughout, the campground awaits you and your Coleman RV.





NORTH AMERICA'S
TRUSTED
NAME IN RVs

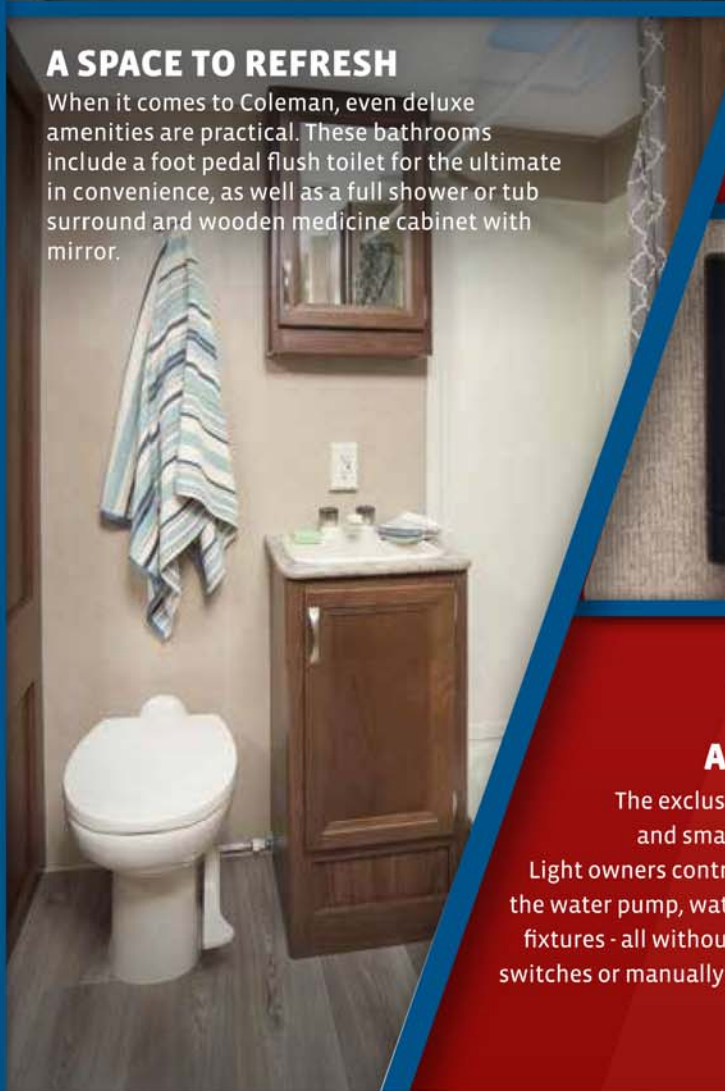
EVER-RESTFUL NIGHTS

An upgraded Rest Easy mattress greets you when the day is over, while underneath the bed you'll find extra storage space that allows you to take even more camping essentials.



A SPACE TO REFRESH

When it comes to Coleman, even deluxe amenities are practical. These bathrooms include a foot pedal flush toilet for the ultimate in convenience, as well as a full shower or tub surround and wooden medicine cabinet with mirror.



Light
SERIES



iN-Command
CONTROL SYSTEMS

ALWAYS IN-COMMAND

The exclusive Jensen iN-Command touch pad and smartphone based apps help Coleman Light owners control their whole-coach features, like the water pump, water heater, power awning and light fixtures - all without stumbling around in the dark for switches or manually fumbling with adjustable devices.

EXPLORE

THE COLEMAN LIGHT



A ROOM WITH A VIEW

The large power awning comes complete with LED patio lighting to provide an ambiance perfect for late summer nights.

YOUR MOBILE PICNIC AREA

Take mealtime out of the kitchen with an exterior kitchenette packed with modern conveniences. This outdoor area brings with it a swivel grill and countertop area to fix campground food when a fire is out of the question.

ROOM FOR ALL THE ESSENTIALS

From sporting equipment to backup clothing and even souvenirs, tackle Mother Nature with all your gear in tow, thanks to a roomy pass-through storage space that can hold whatever the occasion calls for.

RESIDENTIAL COMFORTS

A Coleman kitchen always comes prepared with feature-rich amenities, like a commercial-grade faucet and large low-rise sink.

EASY SETUP AND DEPARTURE

In addition to a fully-enclosed underbody that improves handling, the Light Series comes with easy-to-use electric stabilizer jacks, while the Light LX Series sports four high-capacity stabilizer jacks - each making setup and departure easier than ever.

EXTERIOR

120V exterior outlet
28" entrance door(s)
Aluminum framed walls
Aluminum tread entry step(s)*
Awning
Black tank flush*
Diamond plate
Enclosed heated holding tanks (all tanks)*
EZ-Lube axles
Fender skirts (black)
Fiberglass sidewalls
Folding entry handle (main door)*
Folding entry step
Friction entry door hinge*
Front and rear jacks
Galvanized steel roof rafters
Laminated aluminum floor assembly
LED porch light with interior switch*
Magnetic baggage door holders
Nitro fill radial tires
Quick-connect, 30-amp power cord*
Radius, swept-back front wall
Slam-latch storage compartments*
Steel wheels (silver)
Switched LED pass-thru storage lighting
Taillights
Tinted, framed safety-glass windows

INTERIOR

12V decorative LED ceiling light at dinette*
60" X 80" residential mattress*
80" interior height
Acrylic range backsplash with LED accent*
Bead-board cabinet door insets in kitchen overhead*
Beaflor residential linoleum with seven-year warranty
Bedroom TV hookup with DVD connection
Bedsprad*
Brushed nickel hardware
Bunk ladder (select models)
Dual LED reading lights (select models)
Fire extinguisher
Full-extension, ball-bearing drawer guides throughout
Hardwood cabinet doors
High-compression countertops throughout

Interior control center
Large residential kitchen sink
LED ceiling lights throughout
Mini blinds (kitchen window and bunk areas)
Pendant light in kitchen (select models)*
Pleated night shades
Pocket/slider privacy doors in bedroom areas
Porcelain foot-pedal flush toilet*
Radius dinette cushions
Radius-glass shower door (select models)*
Refrigerator insert
Shower curtain (select models)
Shower skylight in bathroom*
Smoke, propane and carbon monoxide detectors
Soft-gathered fabric valance at bunks (select models)*
Stainless-steel kitchen faucet with sprayer*
Swivel rockers (select models)
Teddy bear bunk mats
Tub/shower surround*
Wood medicine cabinet with mirror*

APPLIANCES

12V USB charging outlets in select locations*
13,500-BTU ducted roof A/C
13,500-BTU roof A/C with shroud-mounted controls
17" oven*
2-burner cooktop (LX Series)
20-lb. propane bottle(s) with black ABS cover
20,000- to 30,000-BTU furnace
3-burner cooktop with piezo ignition*
4.2 cu. ft. refrigerator (LX Series 1755 only)
6 cu. ft. double-door refrigerator (select models)
6-gal. gas/electric DSI water heater
60-gal. fresh water system*
Cable/satellite TV hookup
Coleman outside grill and stove with griddle (select models)
Digital thermostat
Interior speakers
Microwave
Power vent in bathroom
Range hood with 12V light and exhaust fan
Solid-state converter with built-in battery charger
Stereo AM/FM/CD/DVD/Bluetooth/MP3/auxiliary
TV antenna with signal boost
Water heater bypass kit

OPTIONS

15,000-BTU A/C in lieu of 13,500 (select models)*
50-amp power with prep for 2nd A/C (select models)*
Aluminum wheels*
CSA standards
iN-Command operating system (mandatory)*


GATEWAY LUXURY PACKAGE (LIGHT SERIES ONLY) (MANDATORY)

Exterior speakers
Front and rear power stabilizer jacks
Outside shower
Power awning with LED light
Solar charging connection
Spare tire and cover
Stainless-steel appliance upgrade

ESCAPE PACKAGE (LIGHT LX SERIES ONLY) (MANDATORY)

Black sport wheels
Outside speakers
Power awning with LED light
Solar charging connection
Spare tire with carrier

COLEMAN DECOR



MACKINAC DECOR

SHORELINE DECOR



To check for recent updates to floorplans and specifications. Scan this **QR CODE** with your favorite QR Reader application.

***NOT AVAILABLE ON LX SERIES MODELS**

THE FIRST NAME IN CAMPING. THE TRUSTED NAME IN RVS.



LIGHT | 1805RB | Sleeps 4
Ext. Length: 22' 9" Ext. Height: 10' 10" Average Shipping Weight: 4,136



LIGHT | 2305RB | Sleeps 4
Ext. Length: 27' 0" Ext. Height: 10' 10" Average Shipping Weight: 4,901



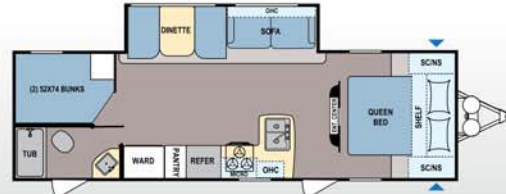
LIGHT | 2405BH | Sleeps 6-8
Ext. Length: 27' 5" Ext. Height: 10' 11" Average Shipping Weight: 5,081



LIGHT | 2515RL | Sleeps 4-6
Ext. Length: 29' 5" Ext. Height: 10' 11" Average Shipping Weight: 5,260



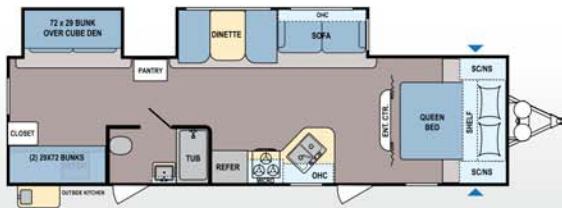
LIGHT | 2605RL | Sleeps 4-6
Ext. Length: 31' 1" Ext. Height: 10' 11" Average Shipping Weight: 5,532



LIGHT | 2855BH | Sleeps 8-10
Ext. Length: 31' 3" Ext. Height: 10' 11" Average Shipping Weight: 5,588



LIGHT | 2915RK | Sleeps 4-6
Ext. Length: 34' 0" Ext. Height: 10' 10" Average Shipping Weight: 6,358



LIGHT | 3015BH | Sleeps 8-10
Ext. Length: 34' 9" Ext. Height: 10' 9" Average Shipping Weight: 6,331

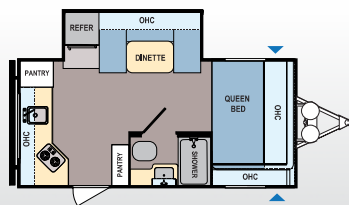


LIGHT | 3025RE | Sleeps 6-8
Ext. Length: 34' 11" Ext. Height: 11' 1" Average Shipping Weight: 6,829



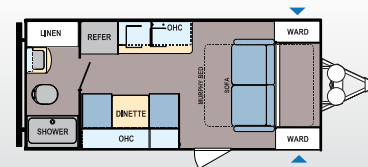
LIGHT | 3035RL | Sleeps 6-8
Ext. Length: 34' 10" Ext. Height: 11' 2" Average Shipping Weight: 7,106

COLEMAN LIGHT LX MODELS



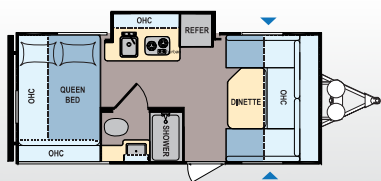
LIGHT LX | 1605FB | Sleeps 3-4

Ext. Length: 20' 11" Ext. Height: 8' 11" Average Shipping Weight: TBD



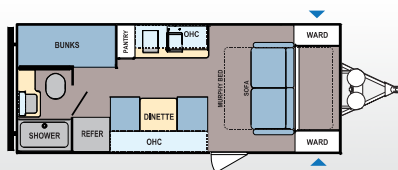
LIGHT LX | 1705RB | Sleeps 3-4

Ext. Length: 20' 11" Ext. Height: 8' 11" Average Shipping Weight: 3,484



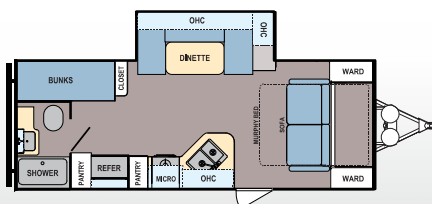
LIGHT LX | 1755FD | Sleeps 3-4

Ext. Length: 22' 1" Ext. Height: 8' 11" Average Shipping Weight: TBD



LIGHT LX | 1925BH | Sleeps 5-6

Ext. Length: 23' 10" Ext. Height: 10' 3" Average Shipping Weight: 3,787



LIGHT LX | 2155BH | Sleeps 5-6

Ext. Length: 25' 9" Ext. Height: 10' 3" Average Shipping Weight: TBD

COLEMAN SPECIFICATIONS

	DIMENSIONS			WEIGHTS (LBS.)			TANKS (GALS.)		
FLOORPLAN	*EXTERIOR TRAVEL LENGTH	EXTERIOR WIDTH	EXTERIOR HEIGHT (WITH A/C)	**AVERAGE SHIPPING WEIGHT	DRY HITCH WEIGHT	CARGO CARRYING CAPACITY	***FRESH WATER CAPACITY	GREY WATER CAPACITY	BLACK WATER CAPACITY
1705RB	21 FT, 11 IN	96"	125"	3,484	491	1,356	46	39	39
1605FB	20 FT, 11 IN	96"	107"	TBD	TBD	TBD	TBD	TBD	TBD
1755FD	20 FT, 1 IN	96"	107"	TBD	TBD	TBD	TBD	TBD	TBD
1925BH	23 FT, 10 IN	96"	123"	3,787	583	3,813	46	39	39
2155BH	25 FT, 9 IN	96"	123"	TBD	TBD	TBD	TBD	TBD	TBD
1805RB	22 FT, 9 IN	96"	130"	4,136	492	3,464	60	39	28
2305QB	27 FT, 0 IN	96"	130"	4,901	507	2,699	60	42	42
2405BH	27 FT, 6 IN	96"	131"	5,081	562	2,519	60	39	28
2515RL	29 FT, 5 IN	96"	131"	5,260	566	2,340	60	39	28
2605RL	31 FT, 1 IN	96"	131"	5,532	702	2,068	60	39	28
2855BH	31 FT, 3.375 IN	96"	131"	5,587	733	2,013	60	67	28
2915RK	34 FT, 0 IN	96"	130"	6,358	642	1,242	60	67	28
3015BH	34 FT, 9 IN	96"	129"	6,376	741	1,224	60	39	28
3025RE	34 FT, 11 IN	96"	133"	6,829	1,011	2,851	60	39	28
3035RL	34 FT, 10 IN	96"	134"	7,106	1,005	2,574	60	39	28

*Our weights represent how most units are built, inclusive of many commonly-ordered options. **Length is defined as the distance from the centerline of hitch pin/coupler to rear bumper of trailer. ***Fresh water capacity includes water heater capacity.

NORTH AMERICA'S TRUSTED NAME IN RVs



Since 1900, the **Coleman® Company, Inc.** has led the world in manufacturing of camping gear and outdoor equipment. From the renowned Coleman lantern to stoves, tents, sleeping bags and coolers, Coleman's reputation for high-quality camping products is legendary.

Whether your outdoor activities involve hiking, camping, fishing, hunting, boating, swimming, tailgating or simply relaxing, Coleman offers everything you need to satisfy your family's dreams.

Coleman's floorplans are not only loaded with

added value and innovative features, they're designed to help your family get the most out of every camping experience.



After all, Coleman is Camping!

We invite you to visit your nearest Coleman RV dealer today, and find out for yourself why Coleman is the most respected name in outdoor recreation.



Manufactured under license by:
Dutchmen Manufacturing, Inc.
PO Box 2000 • 2164 Caragana Court
Goshen, Indiana 46527
(574) 537-0600
www.dutchmen.com

YOUR LOCAL DEALER

Disclaimer: Product information is as accurate as possible as of the date of publication of this brochure. Features, floorplans and specifications are subject to change without notice. Please consult our website for more current product information and specifications. Coleman®,  and  are trademarks of The Coleman® Company, Inc., and are used under license.