



BY HEARTLAND
TRAIL RUNNER

DSI
Annual RVDA DEALER
SATISFACTION INDEX
AWARD WINNER






Discover New Trails

Visit HEARTLAND on:



TRAIL RUNNER

BY HEARTLAND



At the end of the trail... Awaits Paradise.



Enjoy your own little piece of paradise with your new Trail Runner by Heartland. Trail Runner is loaded with features that help make your RV experience a memorable one. Our spacious living areas are enhanced by large slide-outs creating the perfect room for entertaining family and friends. Relax while enjoying the spectacular views through oversized picture windows that virtually surround

you with light and views of the beautiful outdoors. Kick back and watch your favorite movies, sports or news on the built in entertainment center. Snuggle in with a great book on the couch or challenge a family member to a heated game of cards at the dinette table. Trail Runner offers you the extra living room you need at a price that truly lets you enjoy your vacation.



Trail Runner Model 25RL



Trail Runner Model 29 IKBS



OUTSTANDING KITCHEN AREAS



OUTSTANDING KITCHEN AREAS

Meal preparation is a pleasure in a TRAIL RUNNER kitchen outfitted with a three burner range with oven, microwave, large double door refrigerator, residential double sink and plenty of cabinet and pantry space for all the fixens.



STEEL BALL BEARING DRAWER GUIDES
TRAIL RUNNER leads the way with full extension, extra strong drawer guides allowing for larger drawers which extend past the cabinet face for maximum usage.

REMOVABLE SHELVING

Need room for tall gear or large items, No problem! TRAIL RUNNER offers flexible storage to fit your needs.



Trail Runner Booth Dinette 27 FQBS

Dinette Seating Configurations.

Trail Runners are equipped with either a traditional dinette booth and table that seats four or the U-shaped Mega Dinette

that comfortably seats you and five other guests. Both dinettes come with a versatile table that can be used indoors or outdoors to accommodate all your dining needs.



Trail Runner U-Shape Mega Dinette 23 SLE





Trail Runner Model 29 IKBS

TRAIL RUNNER
BY HEARTLAND

ROOMY BEDROOMS. STORAGE GALORE.



ROOMY BEDROOMS and STORAGE GALORE
Large beds and room to get around them make TRAIL RUNNER bedrooms comfortable and very livable. Nightstands, wardrobes, overhead cabinets and underbed compartment provides you with plenty of storage. Our rotating TV cabinet allows you to start your movie in the living room and finish it tucked in for bed.



Trail Runner Model 29 RK



Trail Runner 30 USBH Bedroom





Trail Runner Model 30 USBH



FUNCTIONAL VERSATILITY

TrailRunner offers floorplans with bunk options to provide private sleeping quarters for friends and family. Bunk

floorplans are also offered in different configurations to conform to your specific wants and needs.



Trail Runner Model 32 ODK



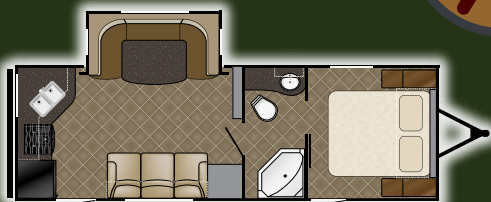
Porcelain stool with foot flush offers easy maintenance and a durable finish for years of reliable service and great looks



TRAIL RUNNER

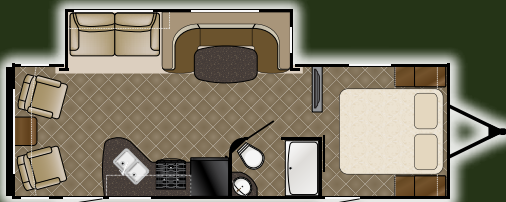
BY HEARTLAND

FLOORPLANS



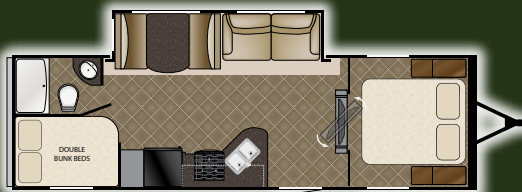
TR 24 RK

Length: 28' 8" Dry: 5,570
Height: 11' 2" Hitch: 438 Tanks: 47^F 70^G 35^B



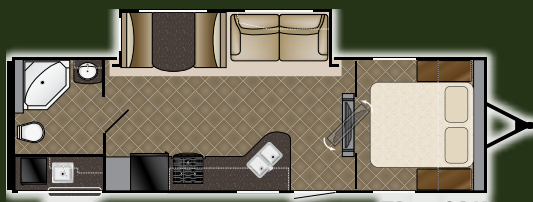
TR 25 RL

Length: 29' 6" Dry: 6,151
Height: 11' 2" Hitch: 642 Tanks: 47^F 35^G 35^B



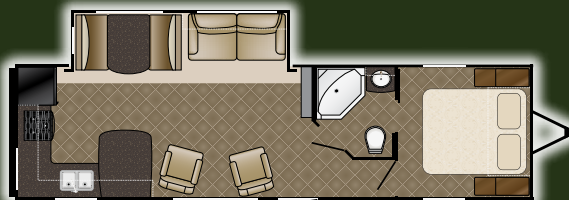
TR 27 FQBS

Length: 30' 7" Dry: 6,081
Height: 11' 2" Hitch: 725 Tanks: 47^F 35^G 35^B



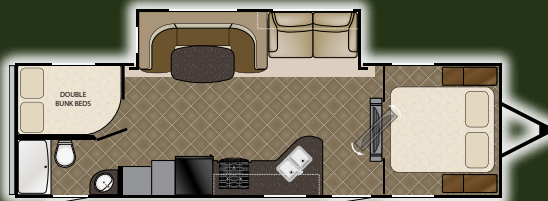
TR 27 ODK

Length: 30' 10" Dry: 6,424
Height: 11' 2" Hitch: 668 Tanks: 47^F 35^G 35^B



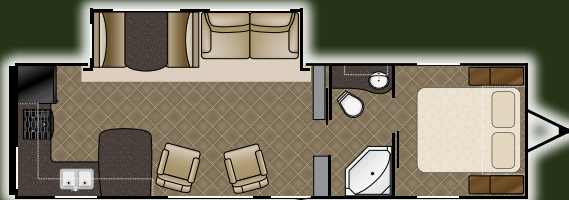
TR 27 RKS

Length: 33' 5" Dry: 6,442
Height: 11' 2" Hitch: 500 Tanks: 47^F 70^G 35^B



TR 29 FQBS

Length: 32' 4" Dry: 6,724
Height: 11' 2" Hitch: 738 Tanks: 47^F 35^G 35^B



TR 29 RK

Length: 33' 11" Dry: 6,793
Height: 11' 2" Hitch: 614 Tanks: 47^F 70^G 35^B



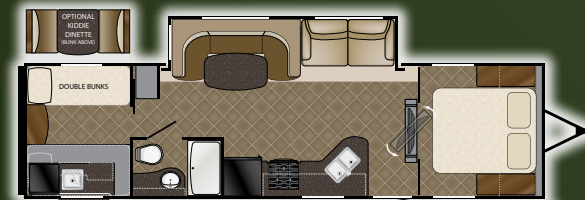
TR 29 DBG

Length: 33' 8" Dry: 6,554
Height: 11' 2" Hitch: 895 Tanks: 47^F 35^G 35^B



TR 29 IKBS

Length: 33' 2" Dry: 7,450
Height: 11' 2" Hitch: 844 Tanks: 47^F 70^G 35^B



TR 30 ODK

Length: 33' 11" Dry: 7,105
Height: 11' 2" Hitch: 725 Tanks: 47^F 35^G 35^B



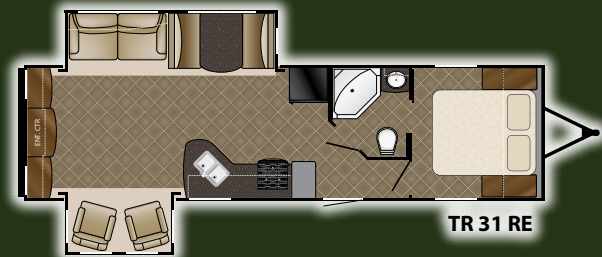
TR 30 USBH

Length: 33' 11" Dry: 6,605
Height: 11' 2" Hitch: 825 Tanks: 47^F 35^G 35^B




TR 31 QBBH

Length: 35' 2" Dry: 7,496
Height: 11' 4" Hitch: 885 Tanks: 47^F 35^G 35^B



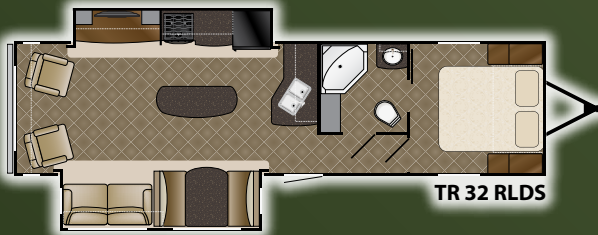
TR 31 RE

Length: 34' 4" Dry: 7,570
Height: 11' 4" Hitch: 730 Tanks: 47^F 70^G 35^B

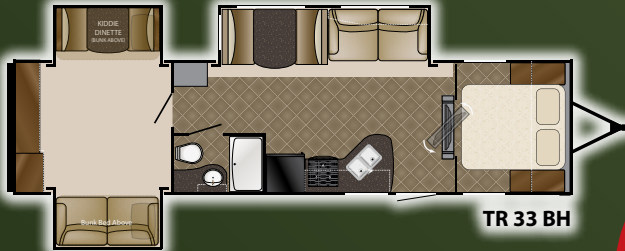


TR 32 ODK

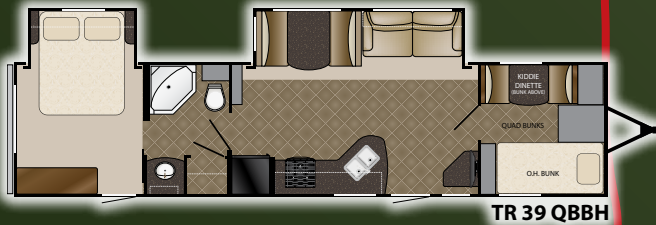
Length: 35' 4" Dry: 7,920
Height: 11' 4" Hitch: 810 Tanks: 47^F 63^G 35^B



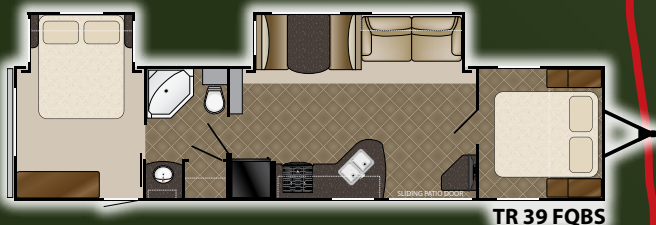
Length: 35' 3" Dry: 8,492
Height: 11' 4" Hitch: 838 Tanks: 47^F 35^G 35^B



Length: 36' 9" Dry: 8,550
Height: 11' 4" Hitch: 848 Tanks: 47^F 35^G 35^B



Length: 38' 10" Dry: 8,559
Height: 11' 4" Hitch: 1,067 Tanks: 47^F 70^G 35^B



Length: 38' 10" Dry: 8,366
Height: 11' 4" Hitch: 950 Tanks: 47^F 70^G 35^B

Construction Features

- .024" Aluminum Exterior Skin
- R-7 Fiberglass Insulated Side-wall, Roof, Floor
- 5/8" Main Floor Decking
- Roof Rafters Wood Tapered 4-1/2" Trusses
- Unique Aerodynamic Radius Front Profile
- Wall Studs on 16" Centers
- Electric-Powered Slide Rooms (all slide-out models)
- Fully Walkable Roof
- One-Piece, Seamless Rubber Roof
- 8' Exterior Width
- 80" Interior Ceiling Height
- 2" x 3" Longitudinal Floor Joists
- Cambered Structural Steel I-Beam Frame

Exterior

- Radial Tires w/ Steel Rims
- Molded Fender Skirts
- Bumper w/ Drain Hose Carrier, End Caps
- White Plastic Entry Grab Handle
- Radius-Cornered Baggage Doors
- Straight Axles w/ Electric Brakes
- E-Z Lube Axles
- Painted Lower-Bodyside Metal
- Radius Painted Lower-Bodyside Skirt Metal
- Amber Patio Light w/ Inside Switch
- Radius-Cornered Fiberglass Entrance Door w/ Screen Door
- Molded Rain Guttering w/ Drip Spouts
- Radius Retractable Entrance Step
- Black Framed Radius Tinted Safety Glass Windows
- Two Outside Speakers

Interior

- Wrapped Slide Fascia
- OH Cabinet Over Sofa in Super-Slides
- Solid Wood Drawer Fronts
- Pocket Screwed Cabinets
- U-Shaped Mega Dinette (select models)

- Multi-Purpose Inside/Outside Dinette Table
- Light Over Sofa and Dinette
- Full Width Convertible Sofas
- CO Detector
- Cable TV Hook-Up w/ RG6 Coax Cabling
- AM/FM/CD Player
- Swivel rocker(s) (select models)
- Crank-Up TV Antenna w/ Signal Booster
- Window in Slideroom End
- Fabric Covered Box Valances
- Fabric Covered Valance Legs
- Mini-Blinds thru-out
- Solid Sliding Doors
- Wallpaper Border

Heat, Air, Power and Water

- Hook-Up for City Water
- Systems Monitor Panel
- 12V Demand Water Pump
- 13.5 BTU Ducted Central A/C
- 12V Electrical System w/ Deluxe 110V 45-Amp Power Converter
- 6 Gal. Gas DSI Hot Water Heater
- 30-Amp Power Cord
- 110V GFCI Protected Exterior Receptacle
- Auto-Ignition Furnace with Wall Thermostat
- Wood Grained Air Return
- In-Floor Ducted Heat
- Water System Winterization Kit
- Water Heater Bypass
- Heated and Enclosed Fresh Water Tank
- 30# LP Bottles with Cover

Kitchen

- Microwave Oven with Carousel
- High-Rise Faucet
- Acrylic Residential-Style Sink (50/50)
- 3-Burner Cook Top w/ HO Front Burner
- Range Hood w/ Light and Exhaust Fan
- Ball Bearing Drawer Guides
- Large Oven
- Trash-Can Cabinet in Kitchen
- Double Door Refer
- Paneled Refer Front Bathroom

- Shower Curtain with Curved Shower Track
- ABS Tub/Shower Surround
- Bathroom Power Vent
- Porcelain Toilet with Foot Flush
- Medicine Cabinet w/ Mirror
- Vinyl Flooring
- Glass Door for Neo-Angle Showers
- Skylight in Bathroom

Bedroom

- Queen Bed with Innerspring Mattress
- Bedspread
- TV Hookups
- Shirt Wardrobe in Bedroom
- Under-Bed Storage w/ Gas Struts
- Overhead Cabinets Above Bed

Standard Safety Equipment

- Propane Alarm
- Break-Away Switch
- Dead-Bolt Lock on Entrance Door
- Dual Hitch Safety Chains
- Smoke Alarm
- Multiple Egress Windows
- Fire Extinguisher
- Carbon Monoxide Alarm

Options

- Spare Tire
- Bunk Room Dinette (30USBH/30ODK only)
- AM/FM CD/DVD Player (Required)
- LED HDTV (select models)
- Power Awning
- Stabilizer Jacks (4)
- Pull-out Bumper Extension / Bike Rack
- 15,000 BTU A/C IPO 13,500 A/C
- Painted Diamond Plate Lower Front Profile
- Exterior Shower
- Correct Track Alignment System (Required)
- 6 Gallon Gas Electric Water Heater
- Dual Sleeper Hide-A-Bed (select models)
- 50 Amp Service with Second A/C Prep (39 FQBS, 39 QBBH)



PRACTICAL SMART DESIGN

BUILT TO LAST.

Using time tested construction methods and top grade materials, Trail Runner is built to last. Heavy duty steel frames, full walk on roofs and everything in between insures you will enjoy years of camping and make lasting memories.



Trail Runner utilizes every available space for storage....



The H-ducted A/C distributes the cool air evenly throughout the travel trailer.



Trail Runner comes with a multi-media entertainment unit with AM/FM CD/DVD player and storage. Pictured is the rotating TV, (available in select units) which allows the single TV to be viewed in the bedroom as well as the living area.



Deep 50/50 double sink with a high-rise faucet.



Outdoor Kitchens are available on select models and feature a mini refrigerator, sink, gas grill, counter space and storage for all your patio dining needs.



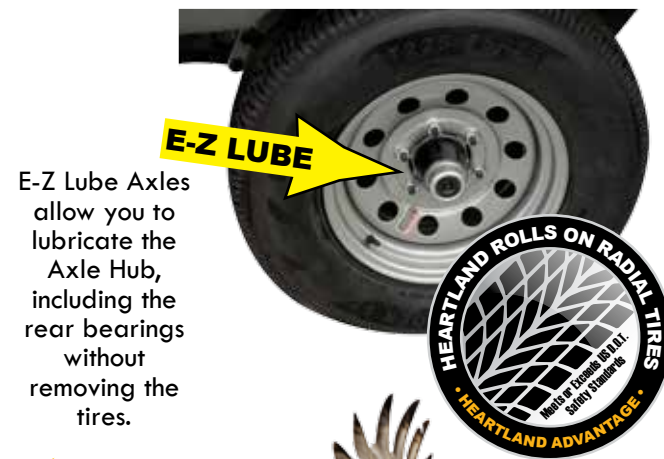
Outside Shower with hot and cold water are standard on all models.



The optional bumper pull-out bike rack is great for bikes, chairs, coolers and any other bulky items you wish to take along on vacation.



Thick insulated baggage doors with seamless aluminum door frame, no visible mounting screws and rubber seals protect your cargo.



E-Z Lube Axles allow you to lubricate the Axle Hub, including the rear bearings without removing the tires.



30# LP Bottles and cover with easy access to auto changeover valve.

Radius door corners are stronger, last longer and don't tear awnings.



Our aerodynamic radius front profile decreases wind resistance while towing, helping to maximize gas mileage, provide better handling and has a great sleek look.

LARGE AWNINGS
Enjoy your patio area rain or shine. Power awnings are also available as options.

RADIUS ENTRY STEPS give you larger step treads and fewer sharp corners



Convenient Outside GFCI Protected and Covered Outlet.

Preserving our environment is very important to HEARTLAND. We strive to reduce, reuse and recycle in every facet of the corporation. We are reducing paper waste with new electronic processing, our vendor partners reuse packaging and crating for many components and we recycle all aluminum scrap, wood cutoffs, skids, wire, cardboard and plastic containers. Heartland is doing our part to preserve the environment so you and your children's children can enjoy RVing in all that our precious environment has to offer.



TRAIL RUNNER SLE

BY HEARTLAND



Model 23 SLE

Towability Livability Affordability



Trail Runner Super Lite Edition raises the bar while lowering the weight. Always focused on livability and affordability Trail Runner now offers the Super Lite Edition focusing on lightweight towability. All the quality and features you expect from Trail Runner in a lighter weight package.



Model 22 SLE Rear Bunks



Model 23 SLE



Model 22 SLE



Model 23 SLE

TRAIL RUNNER BY HEARTLAND **SLE**



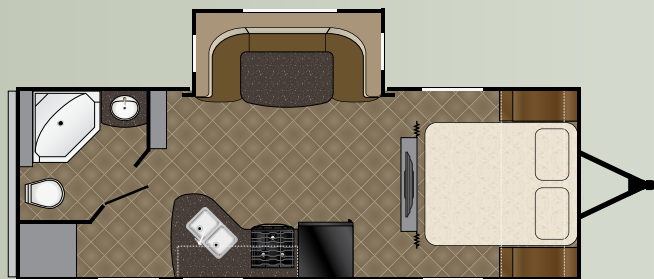
TR SLE 20

Length: 23' 10" Dry: 4,356
 Height: 11' 0" Hitch: 456 Tanks: 47^F 35^G 35^B



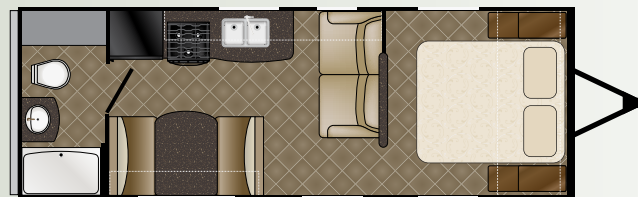
TR SLE 22

Length: 25' 7" Dry: 4,334
 Height: 11' 0" Hitch: 530 Tanks: 47^F 35^G 35^B



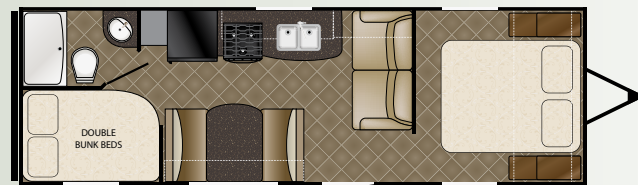
TR SLE 23

Length: 26' 11" Dry: 5,064
 Height: 11' 2" Hitch: 646 Tanks: 47^F 35^G 35^B



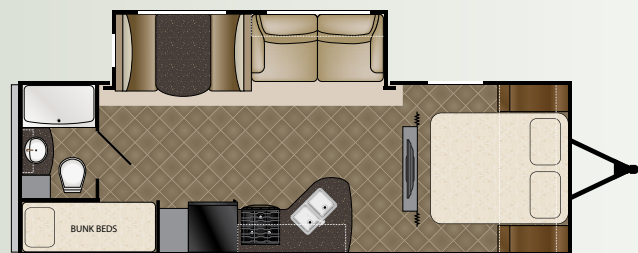
TR 24 SLE

Length: 26' 9" Dry: 4,546
 Height: 11' 0" Hitch: 486 Tanks: 47^F 35^G 35^B



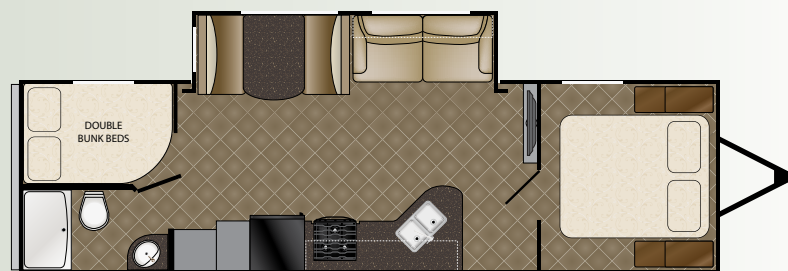
TR SLE 25

Length: 29' 1" Dry: 4,860
 Height: 11' 0" Hitch: 490 Tanks: 47^F 35^G 35^B



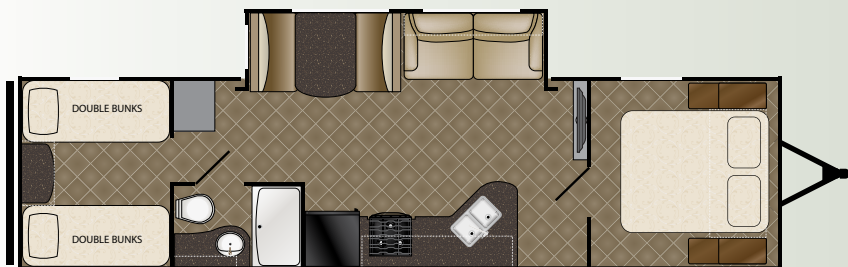
TR SLE 26

Length: 28' 11" Dry: 5,738
 Height: 11' 2" Hitch: 586 Tanks: 47^F 35^G 35^B



TR SLE 29

Length: 32' 4" Dry: 6,538
 Height: 11' 2" Hitch: 746 Tanks: 47^F 35^G 35^B



TR SLE 30

Length: 33' 11"

Dry: 6,605

Height: 11' 2"

Hitch: 858

Tanks: 47^F 35^G 35^B



HIGHER STANDARDS

Construction Features

- .024" Aluminum Exterior Skin
- R-7 Fiberglass Insulated Sidewall, Roof, Floor
- 5/8" Main Floor Decking
- Roof Rafters Wood Tapered 4-1/2" Trusses
- Unique Aerodynamic Radius Front Profile
- Wall Studs on 16" Centers
- Electric-Powered Slide Room (Slide-out Models)
- Fully Walkable Roof
- One-Piece, Seamless Rubber Roof
- 8' Exterior Width
- 80" Interior Ceiling Height
- 2" x 3" Longitudinal Floor Joists
- Cambered Structural Steel I-Beam Frame

Exterior

- Radial Tires w/ Steel Rims
- Molded Fender Skirts
- Bumper w/ Drain Hose Carrier, End Caps
- White Plastic Entry Grab Handle
- Radius-Cornered Baggage Doors
- Straight Axles w/ Electric Brakes
- E-Z Lube Axles
- Painted Lower-Bodyside Metal
- Radius Painted Lower-Bodyside Skirt Metal
- Amber Patio Light w/ Inside Switch

- Radius-Cornered Fiberglass Entrance Door w/ Screen Door
- Molded Rain Guttering w/ Drip Spouts
- Radius Retractable Entrance Step
- Black Framed Radius Tinted Safety Glass Windows

Interior

- Wrapped Slide Fascia (Slide-out Models)
- OH Cabinet Over Sofa in Super-Slide
- Solid Wood Drawer Fronts
- Pocket Screwed Cabinets
- Multi-Purpose Inside/Outside Dinette Table
- Light Over Sofa and Dinette
- Full Width Convertible Sofas
- Cable TV Hook-Up w/ RG6 Coax Cabling
- AM/FM/Stereo w/ Speakers
- Crank-Up TV Antenna w/ Signal Booster
- Window in Slideroom End
- Fabric Covered Box Valances
- Mini-Blinds thru-out
- Wallpaper Border

Heat, Air, Power and Water

- Hook-Up for City Water
- Systems Monitor Panel
- 12V Demand Water Pump
- 13.5 BTU A/C

- 12V Electrical System w/ Deluxe 110V 45-Amp Power Converter
- 6 Gal. Gas DSI Hot Water Heater
- 30-Amp Power Cord
- 110V GFCI Protected Exterior Receptacle
- Auto-Ignition Furnace with Wall Thermostat
- Wood Grained Air Return
- In-Floor Ducted Heat
- Water System Winterization Kit
- Water Heater Bypass

Kitchen

- Microwave Oven with Carousel
- High-Rise Faucet
- Acrylic Residential-Style Sink (50/50)
- 3-Burner Cook Top w/ HO Front Burner
- Range Hood w/ Light and Exhaust Fan
- Ball Bearing Drawer Guides
- Trash-Can Cabinet in Kitchen
- Double Door Refer
- Paneled Refer Front

Bathroom

- Shower Curtain with Curved Shower Track
- ABS Tub/Shower Surround
- Bathroom Power Vent
- Vinyl Flooring

Bedroom

- Queen Bed with Innerspring Mattress
- TV Hookups
- Shirt Wardrobe in Bedroom
- Under-Bed Storage
- Overhead Shelf Above Bed

Standard Safety Equipment

- Propane Alarm
- Break-Away Switch
- Dead-Bolt Lock on Entrance Door
- Dual Hitch Safety Chains
- Smoke Alarm
- Multiple Egress Windows
- Fire Extinguisher
- Carbon Monoxide Alarm

Options

- Spare Tire
- Stabilizer Jacks (4)
- 15,000 BTU A/C IPO 13,500 A/C (Slide-out Models)
- Oven
- Power Awning
- 30# LP Bottles with cover
- Exterior Shower
- Correct Track Alignment System (Required)
- Painted Diamond Plate Lower Front Profile



STE



Heartland Recreational Vehicles
1001 All-Pro Drive • Elkhart, IN 46514 • 574-262-5992

Community. Convenience. Close-to-home.

Where you purchase your recreational vehicle is ultimately your decision but Heartland urges you to consider buying at your local dealer. Dealers are part of your community, providing jobs and contributing to your local economy. These dealers are under obligation to provide warranty service for products they sell, but are not legally required to service products purchased from other dealers. At some point, you may need to return to the dealer you buy from - why not stay close to home? After all, home is where your Heartland is!

BENEFITS OF PURCHASING YOUR RV LOCALLY:

- You enjoy valuable relationship building with Dealer Representatives, close to your home, who will explain the features and benefits of the product.
- You receive a full product orientation prior to delivery, which includes hands-on directions for many of the coach's systems and functions. You are also introduced to the Dealership's Service/Parts/Warranty personnel who are at the ready to help you with any issues you may encounter, now and in the future.
- You enjoy customer PRIORITY. Dealerships generally service their purchasing customers first - others may experience long delays and miss opportunities to use their RV. What is it worth for you to have a dealership's full attention and motivation to satisfy you when you need service - in a timely manner?
- Valuable TAX dollars and jobs stay in YOUR community which pays for your roads, schools, police and fire departments.

DON'T UNDERESTIMATE CUSTOMER SERVICE AND PERSONAL CARE!

For Canadian Residents: If you purchase an RV out-of-country, there are additional fees, taxes and inspections that must be met before bringing your product home. Your local Canadian dealers are experts in these provisions.

Visit HEARTLAND on:



Your Authorized Heartland Dealer:

HEARTLAND PROUDLY PARTNERS WITH THE HIGHEST QUALITY VENDORS
in manufacturing our recreational vehicles:



TRAIL RUNNER

BY HEARTLAND



**HEARTLAND
CUSTOMER SERVICE
WE'VE GOT YOUR BACK!**

Over 40 men and women located in a dedicated facility servicing our customers every day. With a dealer network of over 400 locations across the U.S. and Canada, you're never far from an authorized Heartland dealer.

www.HEARTLANDRVs.com



Experience:

Product Walk-Through Videos
Side By Side Comparisons
Feature Videos • Photo Galleries
Virtual 360° Tours
Detailed Floor Plans
News • Testimonials
Dealer Locator • Owners Club
Customer Service • Service Locator
and More at our Informative Web Site



Product information is as accurate as possible as of the date of publication of this brochure. Due to Heartland's commitment to continuous product improvement - floorplans, materials, components, features, specifications, options, etc. are subject to change without notice or obligation to Heartland Recreational Vehicles. Product information and specifications apply to coaches beginning with serial number 279788.

Tow Vehicle Caution: Owners of Heartland recreational vehicles are solely responsible for the selection and proper use of tow vehicles. All customers should consult with a motor vehicle manufacturer or their dealer concerning the purchase and use of suitable tow vehicles for Heartland products. Heartland disclaims any liability or damages suffered as a result of the selection, operation, use or misuse of a tow vehicle. Heartland's limited warranty does not cover damage to the recreational vehicle or the tow vehicle as a result of the selection of the tow vehicle.

See your nearest Heartland dealer to review a current model. 50,000 Litho 12/13