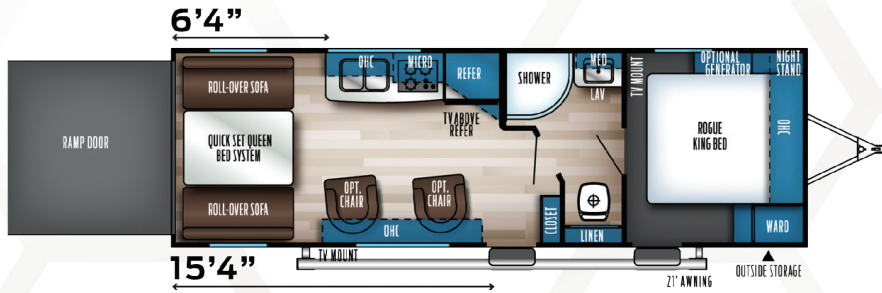
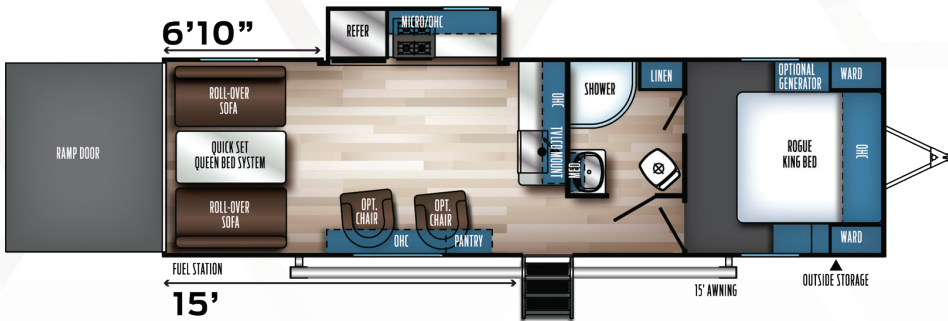




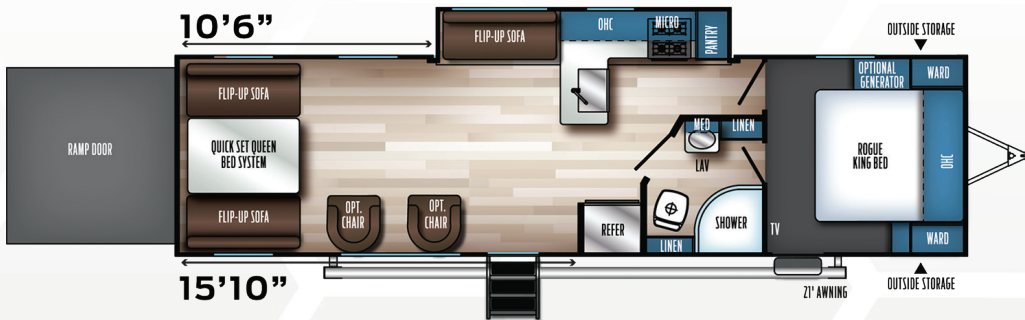
# TRAVEL TRAILER TOY HAULERS



**25V**  
Actual Length: 30' 6"  
Dry Weight: 6,498 lb.



**26VKS**  
Actual Length: 33' 8"  
Dry Weight: 7,408 lb.



**29KS**  
Actual Length: 35' 7"  
Dry Weight: 8,620 lb.



**32V**  
Actual Length: 39' 1"  
Dry Weight: 9,946 lb.



# BEST IN CLASS STANDARD FEATURES:

## EXTERIOR HIGHLIGHTS

- 102" Wide Body Construction
- Ramp Door Patio System
- 3,000 lb. Rated Ramp Door
- Solar Reflective Windows
- Two 20lb LP Tanks with Cover
- Generator Ready
- Enclosed Underbelly
- Heated Holding Tanks
- Four Camera Backup/Observation Camera Ready
- Black Tank Flush System
- Detachable Coil Spray Hose
- Outside Shower
- Spare Tire
- Power Awning w/ LED Lighting
- Solar Panel Ready
- Satellite Ready

## INTERIOR HIGHLIGHTS

- Quick Set Garage Bed System
- Flip Up Rear Sofas
- Zebra Shades in Living Areas
- Raised Roofline allows Taller Vehicles to Fit
- 2,500 lb. Tie Downs with Welded D Rings

- Tankless On Demand Water Heater
- Rear Screen Wall
- 12V Bedroom Outlet
- Bluetooth Receiver System with Outside Speakers
- Pleated Shades in Bedrooms
- 10 cu. ft. 12V Refrigerator
- 3 Burner Range w/ Oven
- 1000 Watt Microwave
- Black Stainless Steel Farm Sink
- Pull Down Spray Faucet
- Seamless Countertops
- Glass Shower Enclosure (N/A 32V)
- Foot Flush Toilet
- LED Interior Lighting

## EQUIPMENT


- 12V Battery Disconnect
- 15,000 BTU Ducted Air Conditioning
- Tankless On Demand Water Heater
- Scissor Stabilizer Jacks
- One Control System for Lights, Awning, and Slides
- 30 Amp Service w/ Detachable Power Cord
- 100 Gallon Fresh Water Capacity
- 12 Volt Heat Pads on All Holding Tanks

## AVAILABLE OPTIONS

- Gel Coat Fiberglass Exterior
- Euro Recliner Black Leather
- Inverter Generator
- Power Tongue Jack
- Juice Pack - 100 W Solar Panel, Controller & Battery
- Juice Pack Expansion 100 Watt Solar Panel
- 2nd A/C with 50 AMP Service

### SCAN QR CODE

TO LEARN MORE ABOUT  
**ROGUE TRAVEL TRAILER**  
 TOY HAULERS



All information contained in this brochure is believed to be accurate at the time of publication.

However, during the model year, it may be necessary to make revisions and Forest River, Inc. reserves the right to make all such changes without notice, including prices, colors, materials, equipment and specifications as well as the addition of new models and the discontinuance of models shown in this brochure.

Therefore, please consult with your Forest River dealer and confirm the existence of and materials, design or specifications that are material to your purchase decision.

**For more information visit:**  
[www.forestriverinc.com/Rogue](http://www.forestriverinc.com/Rogue)



Learn More  
 Scan this barcode using  
 a QR Reader on your  
 smart phone to learn  
 more about Forest River.



A Berkshire Hathaway company.

SPECIFICATIONS	25V	26VKS	29KS	32V
Unloaded Vehicle Weight	6,498 lb.	7,408 lb.	8,620 lb.	9,946 lb.
Dry Hitch Weight	1,014 lb.	1,148 lb.	1,375 lb.	1,598 lb.
Axle Weight	5,484 lb.	6,260 lb.	6,363 lb.	8,348 lb.
GVWR w/Brakes	11,274 lb.	11,348 lb.	11,874 lb.	13,598 lb.
Cargo Carrying Capacity	4,560 lb.	3,902 lb.	3,254 lb.	3,652 lb.
Exterior Length	30' 6"	33' 8"	35' 7"	39' 1"
Exterior Height w/ A/C	12' 1"	12' 4"	12' 4"	12' 4"
Exterior Width	102"	102"	102"	102"
Fresh Capacity - Gal	100	100	100	100
Grey Capacity - Gal	38	38	38	38
Black Capacity - Gal	38	38	38	76
Cargo Area Drivers Side	6' 4"	6' 10"	10' 6"	12' 6"
Cargo Area Curb Side	15' 4"	15'	15' 10"	12' 6"