

CRUISER **&** **CRUISER** **AIRE**

TRAVEL TRAILERS & 5TH WHEELS



CROSSROADS™
Recreational Vehicles

27RBS Back to Front



3391RL Living Area



3391RL Bedroom



27RBS Bathroom



3391RL Interior

STANDARDS & OPTIONS

STANDARDS EXTERIOR

- Laminated Sidewalls
- Solar Prep (Roof & Front Unit)
- Painted Front Cap w/ Clear Shield
- Total Truss Roof System
- Aerodynamic Front Cap
- One-Piece Seamless Super Flex Roof w/15 Yr. Warranty
- 30" Friction Hinge Entry Door
- Extendable Grab Handle Main Entry
- EZ Lube Axles
- Nitrogen Filled Radial Tires
- Galvanized Wheel Well
- Outside Kitchen w/ Capitol Grill (VBM)
- Super-stor Pass Through Basement
- Magnetic Slam Latch Baggage Doors
- Exterior Marine Grade Speakers
- Quick Recovery 6 Gal G/E DSI Water Heater (17.8 gal/hr)
- Outside Shower
- Cable/SAT Prep
- Omni Directional Antenna
- Roof Ladder
- 3/8" Roof Decking (Screw Secured)
- Fully Walkable Roof
- 5 Sided Aluminum Construction
- Elec. Rear Stabilizer Jacks
- Spring Loaded Pull Pins Front Jacks
- Battery Disconnect Switch
- Dark Tinted Safety Glass Windows
- Electric Front & Rear Stabilizer Jacks (TT)
- Turning Point 90° Pin Box (VBM)

STANDARD INTERIOR

- New Cabinets: Painted Uppers, Stained Below
- Lumber Core Screwed Stile Cabinet Construction
- 70lb Full Extension Steel Ball Bearing Guides
- Solid Wood Drawer Construction
- Booth Dinette
- Decorative Back Splash
- Pantry (Most models)
- Solid Surface Kitch. Countertops - 5th Wheels
- Stainless Steel Appliances
- High Rise Kitchen Faucet - Pullout
- Single Bowl Farmhouse Stainless Steel Kitchen Sink w/ 2 Piece Cover
- Maximum Lino - Upper Decks
- Tri-fold Hide a Bed Sofa
- Decorative Slide Fascias
- Water Heater Bypass Kit

- EZ Winterization Kit
- 55 Amp Converter w/ Distribution Center
- Wood Window Trim
- 12-Volt Bath Power Vent
- Quick Drain - Fresh Tank
- Heated Pass Through Storage
- Hidden Cabinet Door Hinges
- Capitol Grill (VBM)
- 30" Residential Microwave
- Key TV
- Bath Skylight
- Built In Medicine Cabinet
- Porcelain Toilet w/ Foot Flush
- Under Bed Storage
- Plywood Bed Base w/ Strut Assist
- Spacious Bedroom Closets
- Fire Extinguisher
- 12 Volt Charging Station
- Spare Tire - Undermount
- Thomas Payne Power Theater Seats (VBM)
- 5,100 BTU Fireplace (VBM)
- Docking Station
- Blade™ Air System (Cruiser Aire)
 - 20% More Airflow
 - Re-engineered Components of A/C
- HyperDeck™ Flooring (Cruiser Aire)
 - Water Resistant
 - Fiberglass Reinforced
 - Polypropylene Layers

OPTIONS - "Aire Only"

- 2nd A/C in Bedroom
- TV Optional on TT
- 8 ft³ Gas/Electric Refer
- Free Standing Table & Chairs + HP
- 4 Point Leveling (VBM)
- "Back Country" Solar Package + HP
 - 170W Roof Mounted Solar Panel
- Theater Seats IPO Tri-Fold Sofa (VBM)

SELECT PACKAGE MANDATORY

- Aluminum Wheels
- Black Tank Flush
- Power Awning w/ LED Lights
- Friction Hinge Entrance Doors
- LED Interior Lights
- 40" LED TV - Aire (VBM)
- 50" LED TV - Aire (28RD,29RK,29SI,31SI)
- Smoke Detector
- LP Detector
- Decorative Bedspread

- 30# LP Bottles (20# on TT)
- AM/FM Stereo w/ Bluetooth & HDMI
- Backup Camera Prep
- Solar Prep - Side & Roof Mount "Zamp"
- Secure Stance Steps
- 11 ft³ 12 Volt or 8 ft³ Gas/Elec Refer
- 50 Amp Service w/ 2nd A/C Prep - (Opt. TT)
- 15,000 BTU A/C (Opt. TT)
- WiFi Prep
- 21" Oven with Glass Top
- King Bed (VBM)

"EXTREME WEATHER PACKAGE"

- Upgrade Insulation
- Heat Barrier - Reflective Foil
- Enclosed & Heated Underbelly
- Furnace - 30,000 BTU (Cruiser Aire)
- Heated Tank Pads (All Tanks)
- Heated Pass Through Storage

TT - Travel Trailers

*VBM - Varies by Model

CRUISER HP UPGRADES

- 50" LED HDTV
- 16 ft³ Residential Refer or 12 ft³ Gas/Elec.
- 4/6 Point Leveling System (VBM)
- 16" Aluminum Wheels
- Theater Seating "Power"
- King Bed Slide
- 35,000 BTU Furnace
- 6,000 lb. Axles
- 7,000 lb. Axles (3601GK, 3841FL, 3851BL)
- 5 Sided Aluminum Construction
- Roller Shades
- Washer/Dryer Hookups
- 10 Gal Water Heater
- Central Vacuum
- 2nd 15K A/C Installed & Ducted Bedroom
- 39" TV - Bedroom
- Stainless Steel Bath Sink
- Blind Spot Prep
- High Gloss Gel Glass

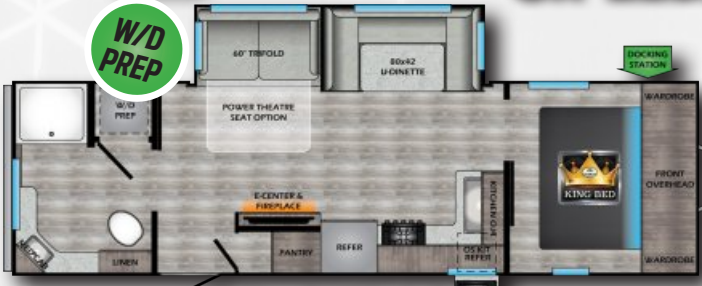
TRAVEL TRAILERS:



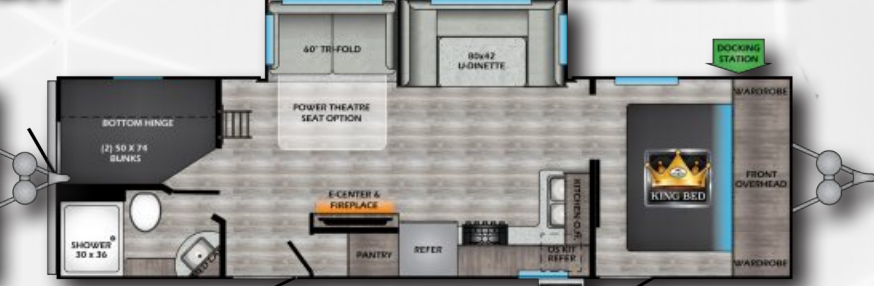
CR-22BBH



CR-22RBS



CR-27RBS



CR-28BBH



CR-28RKS



CR-30RLS



CR-33BHB

5th WHEELS:



CR-24RL

Turning Point Pin Box (90° Turning)



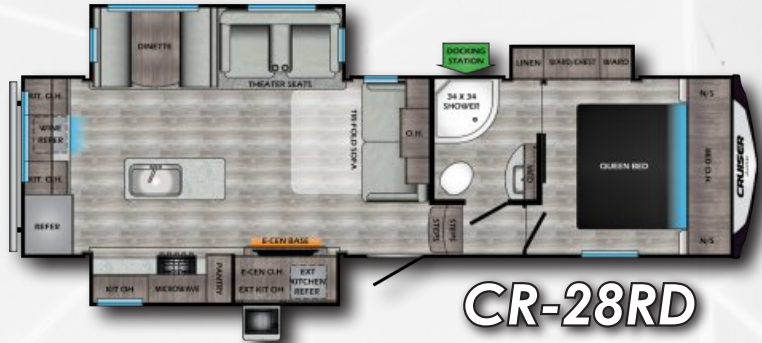
CR-27MK

Turning Point Pin Box (90° Turning)

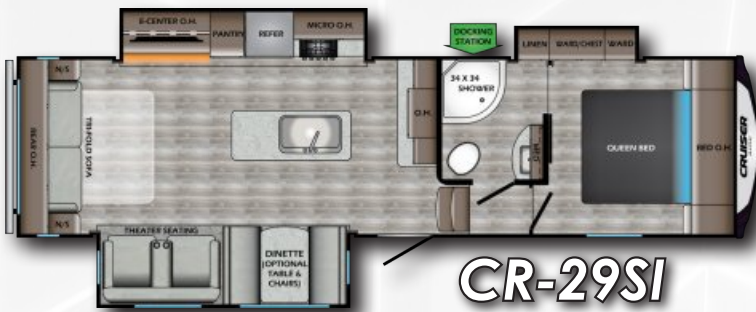


CR-28BH

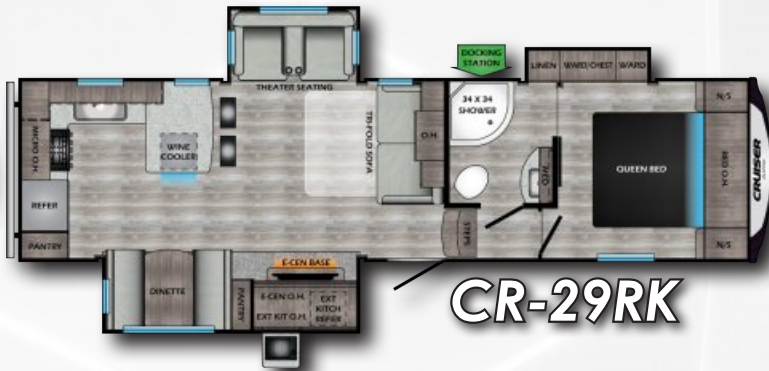
Turning Point Pin Box (90° Turning)



CR-28RD



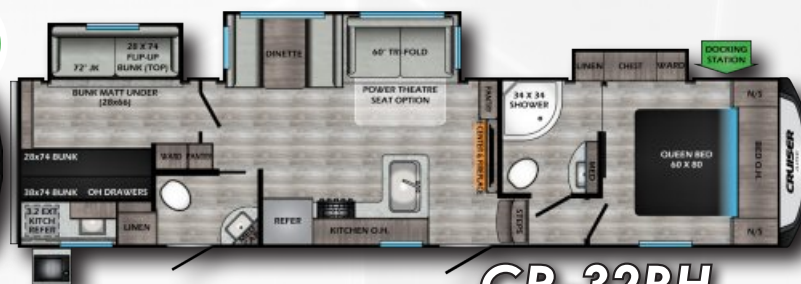
CR-29SI



CR-29RK

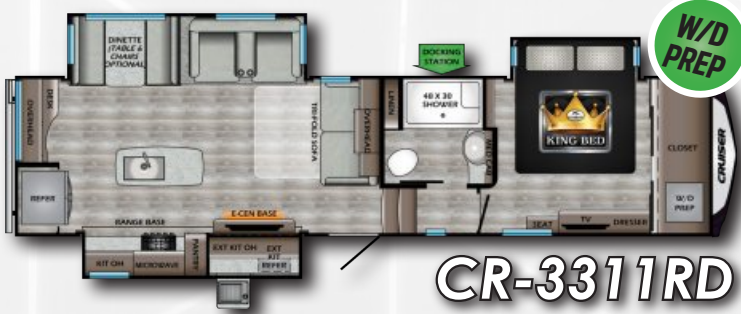


CR-31SI



CR-32BH

HP 5th WHEELS:



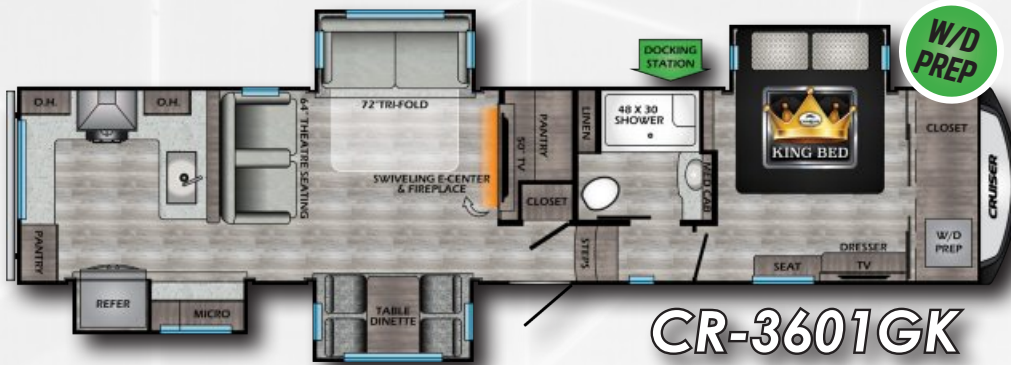
CR-3311RD

4 Point Leveling System Standard



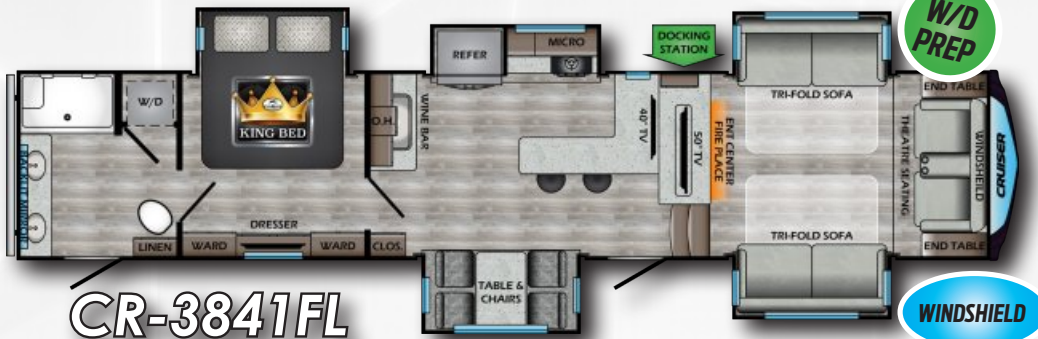
CR-3391RL

4 Point Leveling System Standard



CR-3601GK

6 Point Leveling System Standard



CR-3841FL

6 Point Leveling System Standard



CR-3851BL

6 Point Leveling System Standard

"Loft Model"

TRAVEL TRAILERS:

MODEL	22BBH	22RBS	27RBS	28BBH	28RKS	30RLS	33BHB
DRY WEIGHT	4916	5650	6188	6288	6666	7192	7814
HITCH	312	598	860	896	854	830	914
LENGTH	26' 11"	26' 11"	31' 11"	32' 9"	32' 11"	34' 11"	37' 10"
EXT. HEIGHT + A/C	11' 1"	11' 1"	11' 4"	11' 4"	11' 4"	11' 4"	11' 4"
FRESH WATER	46 Gal	46 Gal	46 Gal	46 Gal	46 Gal	46 Gal	46 Gal
BLACK WATER	30 Gal	30 Gal	30 Gal	30 Gal	30 Gal	30 Gal	60 Gal
GRAY WATER	30 Gal	60 Gal	60 Gal	60 Gal	60 Gal	60 Gal	60 Gal

5th WHEELS:

MODEL	24RL	27MK	28BH	28RD	29SI	29RK	31SI	32BH
DRY WEIGHT	6754	7346	7922	8454	8290	8470	8982	9430
HITCH	1250	1284	1590	1479	1622	1480	1776	1438
LENGTH	28' 1"	30' 4"	32' 1"	31' 7"	32' 7"	32' 7"	35' 1"	36' 6"
EXT. HEIGHT + A/C	12' 5"	12' 5"	12' 10"	12' 5"	12' 1"	12' 5"	12' 11"	13' 0"
FRESH WATER	60 Gal	60 Gal	60 Gal	60 Gal	60 Gal	60 Gal	60 Gal	60 Gal
BLACK WATER	39 Gal	39 Gal	39 Gal	39 Gal	39 Gal	39 Gal	39 Gal	78 Gal
GRAY WATER	39 Gal	78 Gal	78 Gal	78 Gal	78 Gal	78 Gal	78 Gal	78 Gal

HP 5th WHEELS:

MODEL	3311RD	3391RL	3601GK	3841FL	3851BL
DRY WEIGHT	10654	10724	12020	12528	12768
HITCH	1626	1904	2048	2592	2734
LENGTH	35' 11"	37' 2"	40' 7"	42' 0"	42' 5"
EXT. HEIGHT + A/C	12' 8"	12' 8"	13' 5"	13' 1"	13' 5"
FRESH WATER	64 Gal	64 Gal	60 Gal	64 Gal	60 Gal
BLACK WATER	44 Gal	44 Gal	44 Gal	44 Gal	82 Gal
GRAY WATER	82 Gal	84 Gal	82 Gal	82 Gal	82 Gal

DECORS



**OUR STANDARD
IS LOADED**



www.crossroadsrv.com • 1140 W. Lake St Topeka, IN 46571 • (260) 593 - 3850

DISCLAIMER: Product information is as accurate as possible as of the date of publication of this brochure. All features, floor plans, and specifications in this brochure are subject to change without notice. Please also consult CrossRoads' web site at www.crossroadsrv.com for more current product information and specifications. Tow Vehicle Disclaimer. CAUTION: Owners of CrossRoads recreational vehicles are solely responsible for the selection and proper use of tow vehicles. All customers should consult with a motor vehicle manufacturer or their dealer concerning the purchase and use of suitable tow vehicles for CrossRoads products. CrossRoads disclaims any liability or damages suffered as a result of the selection, operation, use or misuse of a tow vehicle. CROSSROADS' LIMITED WARRANTY DOES NOT COVER DAMAGE TO THE RECREATIONAL VEHICLE OR THE TOW VEHICLE AS A RESULT OF THE SELECTION, OPERATION, USE OR MISUSE OF THE TOW VEHICLE. REFERENCE CROSSROADS RV COMPANY OWNERS MANUAL FOR LIMITED WARRANTY DETAILS. *Length is defined as the distance from the centerline of hitch pin/coupler to rear bumper of trailer.