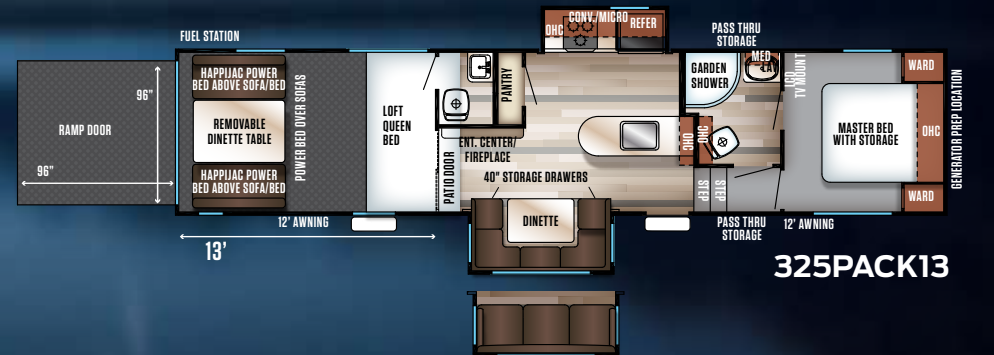
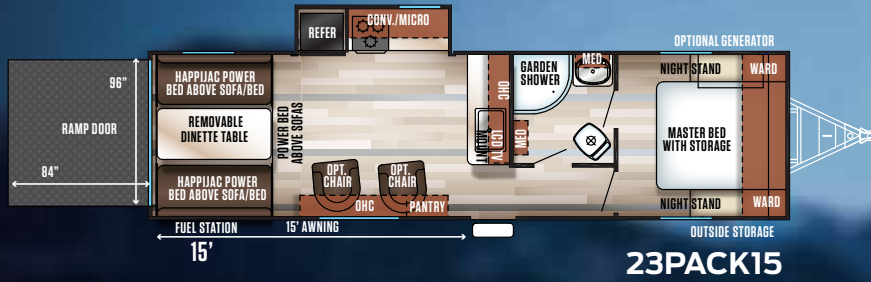
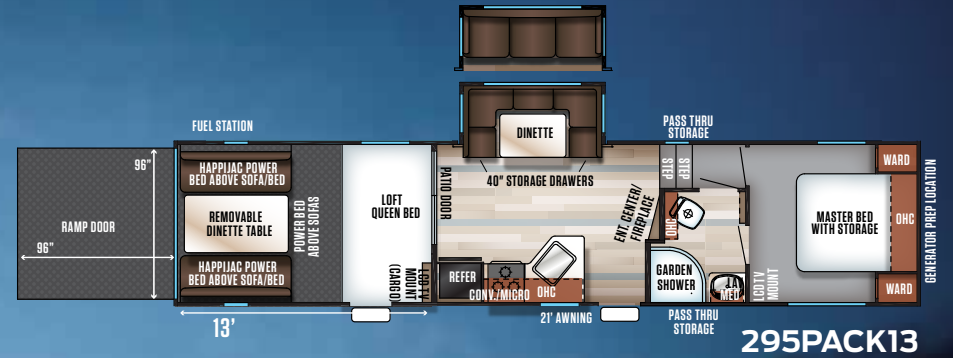
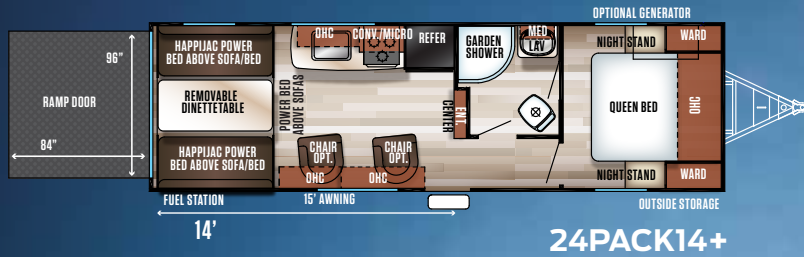
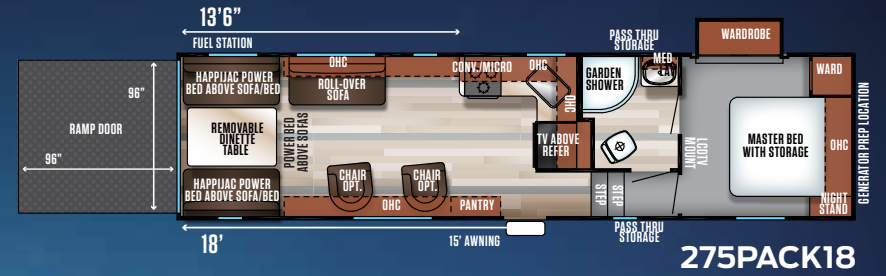


2018



WOLF PACK

FLOOR PLANS



	23PACK15	24PACK14+	25PACK12+	275PACK18	295PACK13	315PACK12	325PACK13
DRY HITCH WEIGHT (LBS.)	994-LBS.	1015-LBS.	1142-LBS.	2268-LBS.	2538-LBS.	2036-LBS.	2200-LBS.
UNLOADED VEHICLE WEIGHT (LBS.)	7296-LBS.	6373-LBS.	8646-LBS.	9388-LBS.	10820-LBS.	10762-LBS.	11497-LBS.
AXLE WEIGHT (LBS.)	6264-LBS.	5320-LBS.	7466-LBS.	7082-LBS.	8244-LBS.	8688-LBS.	9252-LBS.
SHIP WEIGHT (LBS.)	7258-LBS.	6335-LBS.	8608-LBS.	9350-LBS.	10782-LBS.	10724-LBS.	11452-LBS.
GVWR W/BRAKES (LBS.)	11194-LBS.	9985-LBS.	11342-LBS.	13387-LBS.	14538-LBS.	14036-LBS.	14200-LBS.
CARGO CARRYING CAPACITY (LBS.)	3898-LBS.	3612-LBS.	2696-LBS.	3999-LBS.	3718-LBS.	3274-LBS.	2710-LBS.
EXTERIOR LENGTH	32'-11"	31'-0"	37'-7"	35'-2"	38'-6"	39'-3"	40'-5"
EXTERIOR HEIGHT W/ AC	12'-5"	12'-5"	12'-5"	13'-5"	13'-5"	13'-5"	13'-5"
GREY CAPACITY (GAL)	38-GAL.	38-GAL.	38-GAL.	38-GAL.	38-GAL.	38-GAL.	38-GAL.
BLACK CAPACITY (GAL)	38-GAL.	38-GAL.	38-GAL.	38-GAL.	38-GAL.	38-GAL.	76-GAL.
FRESH CAPACITY (GAL)	46-GAL.*	46-GAL.*	46-GAL.*	100-GAL.	100-GAL.	100-GAL.	100-GAL.

*OPTIONAL 100 GALLONS CAPACITY

FREE MEMBERSHIP
to Forest River Owners' Group

www.forestriverfrog.com



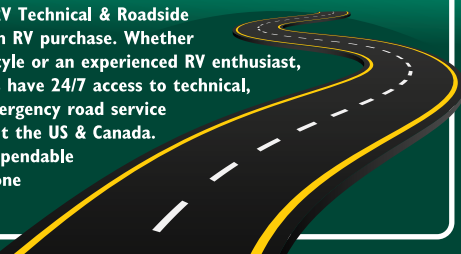
PRE-DELIVERY INSPECTION FACILITY

20,000 square feet of quality assurance. The bare essentials for a premium product. This state-of-the-art facility gives immediate daily feedback to production for quality assurance in every unit built.

24/7 EMERGENCY ROADSIDE ASSISTANCE

For a worry-free ownership experience Forest River includes one year of Coach-Net RV Technical & Roadside Assistance with each RV purchase. Whether new to the RV lifestyle or an experienced RV enthusiast, Forest River owners have 24/7 access to technical, operational and emergency road service coverage throughout the US & Canada. Coach-Net's fast, dependable service is just a phone call away.

Coach-Net[®]
RV Technical & Roadside Assistance



CUSTOMER SATISFACTION



www.forestriverinc.com

www.ForestRiverBuyLocal.com



Learn More

Scan this barcode using a QR Reader on your smart phone to learn more about Forest River.



A Berkshire Hathaway company.

LIMITED PACKAGE

*Not all items available on all models
1/2 Convection Oven
30 Amp Service* (Travel Trailers Only)
50 Amp Service* (Fifth Wheels Only)
Back Up Camera Ready
Bathroom Fantastic Vent Fan
Wolf Pack Stable Step
Detachable Coil Spray Hose
Drop In Cooktop W/Glass Cover
Enclosed Tanks
External Fuel Cells W/Pump (30 Gal)
External LED Strip Lighting
Fireplace* (not available on all models)
Friction Hinge Door
Generator Prep
Happijac Bed Lift System
Internal Accent LED Strip Lighting
Mag Wheels
Outside TV Bracket and Hook Ups
Power Awning
Power Tongue Jack (TT only)
Premium Teddy Bear Bunk Mats
Pull Out Kitchen Faucet
RVQ Quick Connect
Sink Cover
Solar Prep and Wiring
Spare Tire
Tire Pressure Monitors
Upgraded Designer Glass Backsplash
Upgraded Entertainment Sofa* (not available on all models)

Upgraded Hypoallergenic Evergreen Mattress
Upgraded Kitchen Appliance Package
USB charging stations (Beds, Bunks, Table where Applicable)

WOLF PACK STANDARD EQUIPMENT

35,000 BTU Forced Air Ducted Furnace
40" Dinette Drawers x 2
6 Gallon Gas/Electric DSI Water Heater
8 Cubic Foot Refrigerator
Black Tank Flush
Cabinets in Bedroom
Detachable Power Cord
Ducted A/C
DVD Player
External LED Loading and Scare Lights
Large Exterior Folding Assist Grab Handle
LED Interior Lights
Outside Shower With Hot And Cold Water
Radial Tires
Real wood doors and drawers
Seamless Countertop
Sky Light Over Bath
Tongue and Groove Plywood Floors
Undermount Sink
Widebody design
Wood Blinds

YOUR WOLF PACK DEALER

Specification Definitions

GVWR (Gross Vehicle Weight Rating) - is the maximum permissible weight of the unit when fully loaded. It includes all weights, inclusive of all fluids, cargo, optional equipment and accessories. For safety and product performance do NOT exceed the GVWR.

GAWR (Gross Axle Weight Rating) - is the maximum permissible weight, including cargo, fluids, optional equipment and accessories that can be safely supported by a combination of all axles.

UVW (Unloaded Vehicle Weight) - is the typical weight of the unit as manufactured

at the factory. It includes all weight at the unit's axle(s) and tongue or pin and LP Gas. The UVW does not include cargo, fresh potable water, additional optional equipment or dealer installed accessories.

*Estimated average based on standard build optional equipment.

CCC (Cargo Carrying Capacity)** - is the amount of weight available for fresh potable water, cargo, additional optional equipment and accessories. CCC is equal to GVWR minus UVW. Available CCC should accommodate fresh potable water

(8.3 lbs per gallon). Before filling the fresh water tank, empty the black and gray tanks to

provide for more cargo capacity.

** Estimated average based on standard build optional equipment

Each Forest River RV is weighed at the manufacturing facility prior to shipping. A label identifying the unloaded vehicle weight of the actual unit and the cargo carrying capacity is applied to every Forest River RV prior to leaving our facilities.

The load capacity of your unit is designated by weight, not by volume, so you cannot necessarily use all available space when loading your unit.

All information contained in this brochure is believed to be accurate at the time of publication. However, during the model year, it may be necessary to make revisions and Forest River, Inc., reserves the right to make all such changes without notice, including prices, colors, materials, equipment and specifications as well as the addition of new models and the discontinuance of models shown in this brochure. Therefore, please consult with your Forest River, Inc., dealer and confirm the existence of any materials, design or specifications that are material to your purchase decision. Litho. U.S.A. FDR 1440 P/W: 2017.09.07