

Eagle 2018



**Jayco**<sup>®</sup>

Generations of family fun.



**2**  
**YEAR**  
LIMITED  
WARRANTY



## Our Wings Get You There

Family fun happens when you spread your wings. Thanks to Jayco's amenity-packed floorplans, rock-solid construction and two full camping seasons of warranty coverage, you can. Greater peace of mind and added comfort mean better memories and lasting bonds. So go ahead. Hit the road—and let the good times fly.

## Generations of Family Fun



**Eagle HT Travel Trailers: Page 4**

Lengths: 35' 9" to 38' 4"; Weights: 7,865 to 8,605 lbs; Sleeps: 4 to 10



**Eagle Travel Trailers: Page 6**

Lengths: 39' 3" to 41' 7"; Weights: 9,555 to 10,250 lbs; Sleeps: 4 to 10



**Eagle HT Fifth Wheels: Page 10**

Lengths: 29' 6" to 36' 8"; Weights: 7,510 to 9,670 lbs; Sleeps: 4 to 10



**Eagle Fifth Wheels: Page 14**

Lengths: 36' 11" to 42' 4"; Weights: 10,300 to 12,335 lbs; Sleeps: 4 to 12

# DISCOVER ONE OF THE LONGEST-RUNNING, MOST SUCCESSFUL RV BRANDS ON THE MARKET TODAY!

# EAGLE™

For over 25 years, Jayco's Eagle brand has represented quality and innovation in camping for the entire RV industry. Building on the past success of the popular brand, great efforts have been taken to further enhance best-selling floorplans, add useful new technology and ideas, fully address customers' wish list items and expectations, and create a truly best-in-class feature set. With thanks and consideration to strongly loyal customers and repeat buyers, Jayco's team of skilled craftsmen, engineers and designers are proud to present the 2018 Eagle.

## THE JAYCO DIFFERENCE

When you choose Jayco's Eagle, you get the strongest foundation in the business, unmatched weatherproofing and rock-solid construction.



- Jayco TUFF-SHELL™ ALUMINUM FRAME VACUUM LAMINATED CONSTRUCTION** Tuff-Shell vacuum-bonded, aluminum-framed, laminated sidewalls, end walls and slide room walls provide a durable, lightweight, well-insulated structure for better protection from the elements
- Magnum Truss® XL5 Roof System** withstands 4,500 pounds—50 percent more than other RV roofs
- Double layer of fiberglass insulation** behind the front cap, plus radiant barrier bubble foil and fiberglass insulation in floors to provide extra warmth where it's needed most
- Aerodynamic fiberglass front cap** withstands the rigors of the road with infused pigment and gelcoating, plus specialty bracing for additional support—not typically found on competing fifth wheels
- USA-made Goodyear® Endurance® 10-ply, Load Range E,** radial tires with automotive-style aluminum rims
- The HELIX Whisper Quiet 15,000-BTU A/C system** dramatically reduces noise and uses an exclusive rounded, H-shaped dual-duct design for super-efficient cooling
- MORryde® CRE3000™ suspension** allows for 3 inches of vertical travel for superior absorption of road shock while limiting back-and-forth action
- Standard roof ladder**
- Extruded aluminum entry step**
- Dicor DiFlex II roofing** with 12-year warranty
- S.M.A.R.T. (Safety Markers and Reverse Travel)** exterior LED lighting
- Pin box options** for better ride and functionality
- Climate Shield™** fully enclosed underbelly
- Rooftop solar prep** pre-wired for upgradability
- Keyed-Alike™ lock system** with all locks using a single, unique key for better security



324BHTS IN CHESTNUT DÉCOR



324BHTS KITCHEN



324BHTS IN CHESTNUT DÉCOR

## EAGLE HT TT

A well-appointed blend of comfort and function, the Eagle HT travel trailer lineup offers industry-exclusive features and options in unique floorplan concepts.



324BHTS BUNKHOUSE IN CHESTNUT DÉCOR WITH OPTIONAL TRI-FOLD SOFA



OUTDOOR KITCHEN



324BHTS TRI-FOLD SOFA OPTION



330RSTS IN CASHMERE DÉCOR (SHOWN WITH OPTIONAL 12-CUBIC-FOOT REFRIGERATOR)



330RSTS KITCHEN (SHOWN WITH OPTIONAL 12-CUBIC-FOOT REFRIGERATOR)



330RSTS IN CASHMERE DÉCOR (SHOWN WITH OPTIONAL THEATER SEATING)

### EAGLE TT

The Eagle travel trailer series is brimming with a list of premium standard features, thoughtful options and popular upgrades, setting a new standard for luxury RVing.



330RSTS BEDROOM (SHOWN WITH OPTIONAL KING-SIZE SIMMONS® MATTRESS)

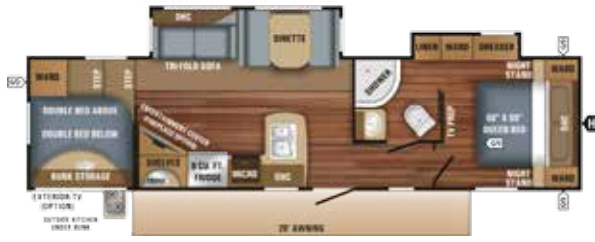


ROLLING ISLAND PANTRY (OPTIONAL)



STANDARD WASHER/DRYER PREP

# EAGLE HT TT FLOORPLANS



**EAGLE HT TRAVEL TRAILER | 295DBOK** OPTIONS: B, F, H  
 Ext. Lgth: 37' 10" Ext. Ht: 138"  
 Unloaded Wt. (lbs): 8,425 Sleeps: 7-10



**EAGLE HT TRAVEL TRAILER | 306RKDS** OPTIONS: A, C  
 Ext. Lgth: 35' 9" Ext. Ht: 138"  
 Unloaded Wt. (lbs): 7,865 Sleeps: 4-7



**EAGLE HT TRAVEL TRAILER | 314BHDS** OPTIONS: B, D, H  
 Ext. Lgth: 37' 10" Ext. Ht: 138"  
 Unloaded Wt. (lbs): 8,405 Sleeps: 7-10



**EAGLE HT TRAVEL TRAILER | 324BHTS** OPTIONS: B, D, F, H  
 Ext. Lgth: 38' 4" Ext. Ht: 138"  
 Unloaded Wt. (lbs): 8,605 Sleeps: 7-10

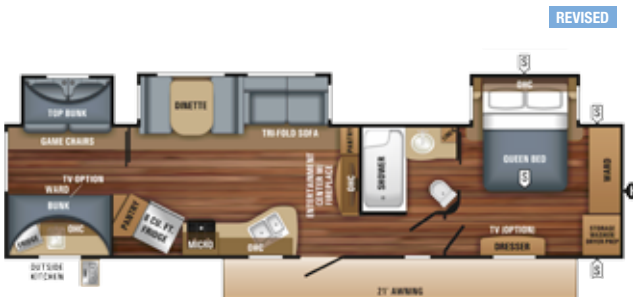
# EAGLE TT FLOORPLANS



**EAGLE TRAVEL TRAILER | 322RLOK** OPTIONS: E, G  
 Ext. Lgth: TBD Ext. Ht: TBD Unloaded Wt. (lbs): TBD Sleeps: 4-6



**EAGLE TRAVEL TRAILER | 330RSTS** OPTIONS: A, E, F, G  
 Ext. Lgth: 39' 3" Ext. Ht: 140" Unloaded Wt. (lbs): 9,555 Sleeps: 4-6



**EAGLE TRAVEL TRAILER | 333BHOK** OPTIONS: B, D, E, G, H  
 Ext. Lgth: 41' 7" Ext. Ht: 142" Unloaded Wt. (lbs): 10,250 Sleeps: 7-10



**EAGLE TRAVEL TRAILER | 338RETS** OPTIONS: A, C, E, G  
 Ext. Lgth: 39' 3" Ext. Ht: 140" Unloaded Wt. (lbs): 9,465 Sleeps: 4-8

## OPTIONS:



## FLOORPLAN LEGEND:





## EAGLE HT TT SPECS

MODELS		DIMENSIONS				WEIGHT (LBS.)				TANKS (GALS.)		
FLOORPLAN	EXTERIOR TRAVEL LENGTH	EXTERIOR BOX SIZE	EXTERIOR WIDTH	EXTERIOR HEIGHT (WITH A/C)	INTERIOR HEIGHT	UNLOADED VEHICLE WEIGHT	DRY HITCH WEIGHT	GROSS VEHICLE WEIGHT RATING	CARGO CARRYING CAPACITY	FRESH WATER CAPACITY (INCLUDES WATER HEATER)	GREY WASTE WATER CAPACITY**	BLACK WASTE WATER CAPACITY
295DBOK	37' 10"	34' 9"	96"	138"	84"	8,425	885	10,950	2,525	81	73.5	32.5
306RKDS	35' 9"	32' 11"	96"	138"	84"	7,865	1,090	9,950	2,085	81	65	32.5
314BHDS	37' 10"	34' 9"	96"	138"	84"	8,405	1,185	10,950	2,545	81	41	32.5
324BHTS	38' 4"	35' 4"	96"	138"	84"	8,605	935	10,950	2,345	81	65	32.5

\*\*Split tanks

## KEY EXTERIOR FEATURES



EAGLE TT FRONT CAP WITH INTEGRATED BOTTLE COVER



TRAVEL TRAILER ELECTRIC AUTO-LEVELING SYSTEM (BAL 5.3)



GOODYEAR® ENDURANCE® TIRES



LED LIGHTS

## EAGLE TT SPECS

MODELS		DIMENSIONS				WEIGHT (LBS.)				TANKS (GALS.)		
FLOORPLAN	EXTERIOR TRAVEL LENGTH	EXTERIOR BOX SIZE	EXTERIOR WIDTH	EXTERIOR HEIGHT (WITH A/C)	INTERIOR HEIGHT	UNLOADED VEHICLE WEIGHT	DRY HITCH WEIGHT	GROSS VEHICLE WEIGHT RATING	CARGO CARRYING CAPACITY	FRESH WATER CAPACITY (INCLUDES WATER HEATER)	GREY WASTE WATER CAPACITY	BLACK WASTE WATER CAPACITY
322RLOK	TBD	TBD	96"	TBD	87"	TBD	TBD	TBD	TBD	81	97.5	32.5
330RSTS	39' 3"	36' 2"	96"	140"	87"	9,555	1,290	11,750	2,195	81	97.5	32.5
333BHOK	41' 7"	38' 7"	96"	142"	87"	10,250	1,465	12,500	2,250	81	97.5	32.5
338RETS	39' 3"	36' 1"	96"	140"	87"	9,465	1,315	11,750	2,285	81	97.5	32.5

**Unloaded Vehicle Weight (UVW):** Sometimes referred to as "Dry Weight," UVW means the typical weight of this trailer as built at the factory. The UVW, as used in product literature and other promotional materials, does not include cargo, fresh water, propane, options or dealer-installed accessories.

**Gross Vehicle Weight Rating (GVWR):** GVWR means the maximum permissible weight of the trailer, including the UVW plus personal items, all cargo, fluids, options and dealer-installed accessories. The GVWR is equal to or greater than the sum of the UVW and the CCC.

**Cargo Carrying Capacity (CCC):** CCC means the maximum weight of personal items, food, fresh water, propane, tools, other cargo and dealer-installed accessories that can be carried by the trailer. CCC is equal to or less than GVWR minus UVW. The addition of options will decrease the CCC.

**Hitch Weight (HW):** The hitch weight, as used in product literature and other promotional materials, does not include cargo, fresh water, propane gas, options or dealer-installed accessories. The addition of these types of items will either add to or subtract from the stated hitch weight.

It is important for your safety and enjoyment that your tow vehicle be adequately sized and equipped to tow and handle the GVWR of the RV you select. Review weights and rating of your tow vehicle and consult a competent advisor for questions or advice. Whether you are new to RVing or a veteran, get a feel for the performance of your tow vehicle before heading out on the roadways. When you tow an RV, you must drive differently than when you drive a single vehicle. Practice hooking up, driving, backing up and braking in a safe environment or seek out professional instruction. Jayco affixes a weight label to each RV which lists weight information for that vehicle. See specifications charts above.



30.5MBOK IN PEPPERCORN DÉCOR



30.5MBOK BUNKROOM



30.5MBOK IN PEPPERCORN DÉCOR (SHOWN WITH OPTIONAL LED FIREPLACE)



### EAGLE HT FW

Built in shorter lengths and lighter weights to match up with today's half-ton trucks, Eagle HT fifth wheels offer incredible value without sacrificing function or quality.

29.5BHDS IN CHESTNUT DÉCOR



24.5CKTS KITCHEN



29.5BHDS DOUBLE BUNKS (600-POUND CAPACITY)

## EAGLE HT FW FLOORPLANS



**EAGLE HT FIFTH WHEEL | 24.5CKTS** OPTION C

Ext. Lgth: 29' 6" Ext. Ht: 151"  
Unloaded Wt. (lbs): 7,530 Sleeps: 4-6



**EAGLE HT FIFTH WHEEL | 25.5REOK** OPTIONS: A, E

Ext. Lgth: 29' 2"\*\*\* Ext. Ht: 151"\*\*\*  
Unloaded Wt. (lbs): 7,625\*\*\* Sleeps: 4-6



**EAGLE HT FIFTH WHEEL | 26.5BHS** OPTIONS: B, D

Ext. Lgth: 31' 7" Ext. Ht: 150"  
Unloaded Wt. (lbs): 7,510 Sleeps: 7-10



**EAGLE HT FIFTH WHEEL | 26.5RLDS** OPTIONS: A, E

Ext. Lgth: 31' 5" Ext. Ht: 141"  
Unloaded Wt. (lbs): 7,845 Sleeps: 4-6



**EAGLE HT FIFTH WHEEL | 27.5RLTS** OPTION C

Ext. Lgth: 31' 2" Ext. Ht: 144"  
Unloaded Wt. (lbs): 8,045 Sleeps: 4-6



**EAGLE HT FIFTH WHEEL | 28.5RSTS** OPTIONS: A, E

Ext. Lgth: 33' 0" Ext. Ht: 143"  
Unloaded Wt. (lbs): 8,600 Sleeps: 4-6



**EAGLE HT FIFTH WHEEL | 29.5BHDS** OPTIONS: B, D, E

Ext. Lgth: 34' 9" Ext. Ht: 149"  
Unloaded Wt. (lbs): 8,655 Sleeps: 7-10



**EAGLE HT FIFTH WHEEL | 29.5BHOK** OPTIONS: B, D, F

Ext. Lgth: 35' 5" Ext. Ht: 150"  
Unloaded Wt. (lbs): 8,780 Sleeps: 7-10



**EAGLE HT FIFTH WHEEL | 29.5FBDS** OPTIONS: B, D

Ext. Lgth: 34' 5" Ext. Ht: 150"  
Unloaded Wt. (lbs): 8,585 Sleeps: 7-10



**EAGLE HT FIFTH WHEEL | 30.5CKTS** OPTIONS: A, E, F

Ext. Lgth: 34' 3" Ext. Ht: 151"  
Unloaded Wt. (lbs): 8,775 Sleeps: 4-6



**EAGLE HT FIFTH WHEEL | 30.5MBOK** OPTION C

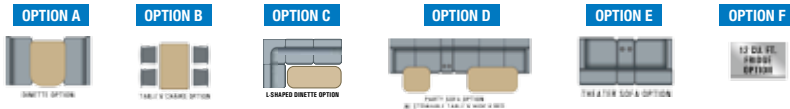
Ext. Lgth: 36' 8" Ext. Ht: 147"  
Unloaded Wt. (lbs): 9,670 Sleeps: 8-10



**EAGLE HT FIFTH WHEEL | 30.5MLOK** OPTIONS: A, E, F

Ext. Lgth: 34' 6"\*\*\* Ext. Ht: 151"\*\*\*  
Unloaded Wt. (lbs): 8,535\*\*\* Sleeps: 4-6

### OPTIONS:



## EAGLE HT FW SPECS

MODELS	DIMENSIONS					WEIGHT (LBS.)				TANKS (GALS.)		
	FLOORPLAN	TOTAL EXTERIOR LENGTH	EXTERIOR TRAVEL LENGTH*	EXTERIOR WIDTH	EXTERIOR HEIGHT (WITH A/C)	INTERIOR HEIGHT (UPPER DECK)	UNLOADED VEHICLE WEIGHT	DRY HITCH WEIGHT	GROSS VEHICLE WEIGHT RATING	CARGO CARRYING CAPACITY	FRESH WATER CAPACITY (INCLUDES WATER HEATER)	GREY WASTE WATER CAPACITY
24.5CKTS	29' 6"	28' 5"	96"	151"	75"	7,530	1,330	9,950	2,420	48	65**	32.5
25.5REOK	29' 2"***	28' 2"***	96"	151"***	75"	7,625***	1,330***	9,950***	2,325***	47	32.5	32.5
26.5BHS	31' 7"	30' 7"	96"	150"	75"	7,510	1,460	9,950	2,440	48	32.5	32.5
26.5RLDS	31' 5"	30' 5"	96"	141"	75"	7,845	1,550	9,995	2,150	48	65**	32.5
27.5RLTS	31' 2"	30' 1"	96"	144"	75"	8,045	1,550	9,995	1,950	48	65**	32.5
28.5RSTS	33' 0"	31' 11"	96"	143"	75"	8,600	1,490	10,130	1,530	49	65**	32.5
29.5BHDS	34' 9"	33' 8"	96"	149"	75"	8,655	1,670	10,130	1,475	49	73.5**	32.5
29.5BHOK	35' 5"	34' 5"	96"	150"	75"	8,780	1,740	11,000	2,220	49	73.5**	32.5
29.5FBDS	34' 5"	33' 5"	96"	150"	88"	8,585	1,595	10,130	1,545	49	65**	32.5
30.5CKTS	34' 3"	33' 3"	96"	151"	88"	8,775	1,615	11,000	2,225	49	32.5	32.5
30.5MBOK	36' 8"	35' 8"	96"	147"	88"	9,670	1,860	11,950	2,280	81	65**	32.5
30.5MLOK	34' 6"***	33' 5"***	96"	151"***	88"	8,535***	1,490***	10,650***	2,115***	49	32.5	32.5

\*Distance from the pin box to the bumper; total exterior length may be longer.

\*\*Split tanks

\*\*\*Estimated

**EAGLE EXTERIOR FEATURES (ALL STANDARD)**



OUTSIDE KITCHEN WITH OPTIONAL 32-INCH LED TV (SELECT MODELS)



NEW HIGH-GLOSS FRONT CAP WITH SPECIALTY LED LIGHTING



STANDARD INTEGRATED REAR 2-INCH RECEIVER HITCH WITH 300-POUND TONGUE CAPACITY (EAGLE HT ONLY) AND 3,000-POUND TOW RATING



321RSTS IN PEPPERCORN DÉCOR



321RSTS KITCHEN



OPTIONAL 21-CUBIC-FOOT RESIDENTIAL REFRIGERATOR



317RLOK IN CASHMERE DÉCOR



317RLOK THEATER SEATING IN CASHMERE DÉCOR



347BHOK IN JAVA DÉCOR (SHOWN WITH OPTIONAL 12-CUBIC-FOOT REFRIGERATOR)



## EAGLE FW

Unique, industry-defining design and features paired with an exceptional record of innovation and best-in-class construction set Eagle fifth wheels apart, year after year.



321RSTS IN PEPPERCORN DÉCOR



347BHOK BUNKROOM



317RLOK IN CASHMERE DÉCOR



321RSTS BEDROOM WITH OPTIONAL KING-SIZE SIMMONS® MATTRESS

# EAGLE FW FLOORPLANS



**EAGLE FIFTH WHEEL | 317RLOK** OPTIONS: E, G  
Ext. Lgth: 37' 0" Ext. Ht: 155"  
Unloaded Wt. (lbs): 10,565 Sleeps: 4



**EAGLE FIFTH WHEEL | 321RSTS** OPTIONS: A, E, F, G  
Ext. Lgth: 36' 11" Ext. Ht: 155"  
Unloaded Wt. (lbs): 10,300 Sleeps: 4-6



**EAGLE FIFTH WHEEL | 325BHQS** OPTIONS: B, C, F, G, H  
Ext. Lgth: 38' 9" Ext. Ht: 161"  
Unloaded Wt. (lbs): 11,285 Sleeps: 6-10



**EAGLE FIFTH WHEEL | 327CKTS** OPTIONS: E, G  
Ext. Lgth: 38' 4" Ext. Ht: 156"  
Unloaded Wt. (lbs): 10,920 Sleeps: 4



**EAGLE FIFTH WHEEL | 336FBOK** OPTIONS: E, G  
Ext. Lgth: 40' 3" Ext. Ht: 154"  
Unloaded Wt. (lbs): 11,245 Sleeps: 4-5



**EAGLE FIFTH WHEEL | 339FLQS** OPTIONS: E, G  
Ext. Lgth: 39' 6" Ext. Ht: 162"  
Unloaded Wt. (lbs): 10,745 Sleeps: 4-6

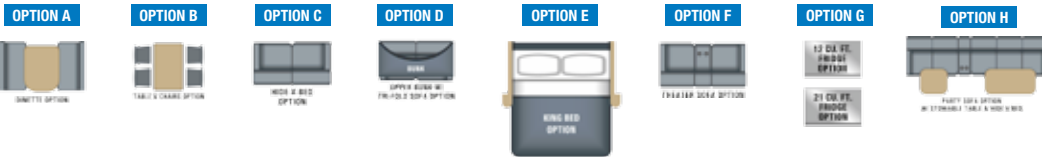


**EAGLE FIFTH WHEEL | 347BHOK** OPTIONS: B, D, E, F, G, H  
Ext. Lgth: 41' 7" Ext. Ht: 160"  
Unloaded Wt. (lbs): 12,155 Sleeps: 6-10



**EAGLE FIFTH WHEEL | 355MBQS** OPTIONS: A, D, E, F, G, H  
Ext. Lgth: 42' 4" Ext. Ht: 154"  
Unloaded Wt. (lbs): 12,335 Sleeps: 9-12

## OPTIONS:



## FLOORPLAN LEGEND:

	STORAGE	MICRO	MICROWAVE
	TRAILER HITCH	OHC	OVERHEAD CABINETS
	BATHROOM SINK	FRIDGE	REFRIGERATOR
	MEDICINE CABINET	WARD	WARDROBE

# EAGLE FW SPECS

MODELS	DIMENSIONS						WEIGHT (LBS.)				TANKS (GALS.)		
	FLOORPLAN	TOTAL EXTERIOR LENGTH	EXTERIOR TRAVEL LENGTH*	EXTERIOR WIDTH	EXTERIOR HEIGHT (WITH A/C)	EXTERIOR HEIGHT (WITH OPTIONAL BEDROOM A/C)	INTERIOR HEIGHT (UPPER DECK)	UNLOADED VEHICLE WEIGHT	DRY HITCH WEIGHT	GROSS VEHICLE WEIGHT RATING	CARGO CARRYING CAPACITY	FRESH WATER CAPACITY (INCLUDES WATER HEATER)	GREY WASTE WATER CAPACITY**
317RLOK	37' 0"	35' 11"	96"	155"	162"	78"	10,565	2,055	12,825	2,260	81	87	50
321RSTS	36' 11"	36' 0"	96"	155"	162"	78"	10,300	2,035***	12,700	2,400	81	87	50
325BHQS	38' 9"	37' 8"	96"	161"	162"	78"	11,285	2,195	13,750	2,456	81	93	50
327CKTS	38' 4"	37' 4"	96"	156"	162"	78"	10,920	2,110	13,250	2,330	81	87	50
336FBOK	40' 3"	39' 3"	96"	154"	162"	78"	11,245	2,115	13,750	2,505	81	87	87
339FLQS	39' 6"	38' 6"	96"	162"	162"	96"	10,745	1,930	12,950	2,205	81	74	37
347BHOK	41' 7"	40' 6"	96"	160"	160"	78"	12,155	2,270	14,850	2,695	81	95	87
355MBQS	42' 4"	41' 4"	96"	154"	161"	78"	12,335	2,455	14,995	2,660	81	87	50

\*Distance from the pin box to the bumper; total exterior length may be longer.  
\*\*Split tanks  
\*\*\*Estimated





# CLIMATE SHIELD

Extend your camping season with the Jayco Climate Shield™.

It protects against extreme heat and extreme freezing—even in temperatures as high as 100 degrees or as low as zero degrees (Fahrenheit).\*

\*Eagle was tested in zero degrees F and 100 degrees F weather over an extended period of time in a controlled environment, and all functions of the coach were fully operational. Testing was done in a completely controlled environment; therefore, temperatures during testing may not represent actual temperatures in nature and cannot account for elements such as wind or moisture. In actual use, unit may not perform as well. Supplier of cooling components does not guarantee anything better than 20 degrees difference from ambient temperature. In addition, outside components are subject to freezing and require steps to properly insulate. Jayco's limited warranty does not cover damage caused by freezing. To learn more about Climate Shield and testing done by Jayco, visit [www.jayco.com](http://www.jayco.com).



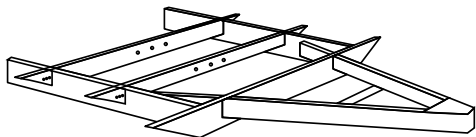
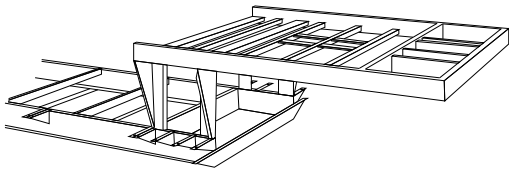
## JAYCO'S ROOF VS OTHER ROOFS



4,500 POUNDS ON A JAYCO ROOF VS. OTHER ROOFS

## THE MAGNUM TRUSS™ XL5 ROOF SYSTEM 50 percent stronger

WE START WITH ONE OF THE INDUSTRY'S  
**strongest foundations**



### I-Class™ Cambered Structured Steel I-Beam Frames

Frames are designed specifically for Eagle by Jayco's engineering team and customized floorplan by floorplan with more outriggers and cross-members than the competition.



MADE IN USA



GOODYEAR® TIRES NOW FEATURED ON ALL 2018 EAGLES

Optimized tread depth and decoupling groove help tire to remain cool while towing heavy loads

Scuff guard helps provide sidewall protection

Specialized inner liner minimizes air loss in trailer applications because of 100% halobutyl rubber



Durawall® Technology helps resist cuts and punctures to sidewalls

Rugged fabric-steel construction

6-year limited warranty from Goodyear on tire workmanship and materials

Offers improved durability and carrying capacity while remaining compatible with tire pressure monitoring systems and typical tire inflation stations

HTFW FW HTTT TT

Customer Value Package (mandatory)				
Goodyear® Endurance® tires (made in USA) (load range 'E')	CVP	CVP	CVP	CVP
Dual-duct Whisper Quiet 15,000-BTU central A/C unit	CVP	CVP	CVP	CVP
Residential queen 60-inch x 80-inch Simmons® mattress with under-bed storage	CVP	CVP	CVP	CVP
Electric patio awning with integrated LED lights	CVP	CVP	CVP	CVP
Custom-machined aluminum rims	CVP	CVP	CVP	CVP
MORyde® CRE3000™ rubberized suspension	CVP	CVP	CVP	CVP
Rear 2-inch receiver	CVP	CVP	CVP	CVP
LED HDTV with fully digital HDMI® output	39-INCH	48-INCH	39-INCH	48-INCH
12V AM/FM/CD/DVD/USB 3-zone AV system with Bluetooth® and HDMI	CVP	CVP	CVP	CVP
Stainless steel microwave with exhaust fan	CVP	CVP	CVP	CVP
Rain-proof EZ Breeze™ 350CFM bathroom power vent (patent pending - class exclusive)	CVP	CVP	CVP	CVP
Rooftop and ground solar prep by Go Power® (industry first!)	CVP	CVP	CVP	CVP
Wireless remote control system	CVP	CVP	CVP	CVP
Keyed-Alike™ lock system	CVP	CVP	CVP	CVP

Luxury Package (mandatory)				
Handcrafted, Sugar Maple-glazed, raised-panel Maple cabinet doors	N/A	LUX PKG	N/A	LUX PKG
Soft-close residential kitchen drawers	N/A	LUX PKG	N/A	LUX PKG
Washer/dryer prep (n/a on 325BHQ5, 339FLOS)	N/A	LUX PKG	N/A	LUX PKG
Soundbar	N/A	LUX PKG	N/A	LUX PKG
LG® solid-surface kitchen countertop with bamboo sink cover and strainer	OPT	LUX PKG	OPT	LUX PKG
50-amp service with second A/C prep	OPT	LUX PKG	OPT	LUX PKG
Frameless windows	OPT	LUX PKG	OPT	LUX PKG
LED fireplace, 5,000-BTU electric space heater	OPT (SELECT MOD)	LUX PKG	OPT (SELECT MOD)	LUX PKG

Standard Exterior Equipment				
I-Class™ cambered structural steel I-beam frame	•	•	•	•
Tuff-Shell™ aluminum-framed, vacuum-laminated, gelcoat fiberglass exterior walls (including rear wall and slide room end walls)	•	•	•	•
Magnum Truss™ Roof System (strongest-tested roof in the industry) with one-piece, seamless DiFlex II material	•	•	•	•
Climate Shield™ zero-degree-tested weather protection: <ul style="list-style-type: none"> <li>Fully enclosed and heated underbelly (ducted)</li> <li>High-BTU-output furnace</li> <li>Double-layer fiberglass batt insulation in ceiling and floor</li> <li>Double-sided radiant barrier insulation in roof and slide room floors</li> <li>PEX plumbing</li> </ul>	•	•	•	•
High-gloss, fiberglass front cap with built-in specialty LED lighting	•	•	•	•
LED exterior lighting package	•	•	•	•
Custom automotive-grade vinyl exterior graphics package	•	•	•	•
Power service with detachable Powersmart™ LED shore power cord	30-AMP	50-AMP	30-AMP	50-AMP
Dual 30-pound propane bottles with auto-regulator	•	•	•	•
Sturdy, anti-slip Alumi-Tread™ entrance steps with safety light	•	•	•	•
Upgraded 30-inch x 72-inch friction-hinge entrance door with XL grab handle	•	•	•	•
Pass-through storage with Slam-latch™ baggage doors	•	•	•	•
Digital TV antenna	•	•	•	•
Exterior marine-grade speakers	•	•	•	•
Fully enclosed, LED-lit universal docking center with outside shower, city water connection and black tank flush	•	•	•	•
Independent satellite and whole-coach cable hookups	•	•	•	•
Battery disconnect	•	•	•	•
Water heater bypass	•	•	•	•
Best-in-class fresh water tank sizes	•	•	•	•
Under-mounted spare tire	•	•	•	•
LP quick connect	•	•	•	•
Roof ladder	•	•	•	•
Backup camera prep	•	•	•	•
Industry's BEST outside kitchen (select models)	•	•	•	•
Front electric landing gear	•	•	N/A	N/A
Front electric tongue jack	N/A	N/A	•	•
Front electric stabilizer jacks	N/A	N/A	OPT	•
Rear electric stabilizer jacks	OPT	•	OPT	•

Standard Interior Equipment				
Solid, hardwood Maple slide fascia	•	•	•	•
Handcrafted, Sugar Maple-glazed drawers and trim	•	•	•	•
Heavy-duty, 75-pound, full-extension, steel ball-bearing drawer guides	•	•	•	•
Hidden hinges	•	•	•	•
1/4-inch tongue-and-groove joined plywood floor decking	•	•	•	•
Shaw® residential carpeting with R2X® stain guard	•	•	•	•
Shaw residential carpet pad with R-value and sound dampening	•	•	•	•
IVC® Trekk™ Wood Plank vinyl flooring (standard minimal carpeting)	•	•	•	•

HTFW FW HTTT TT

LED interior lighting throughout	•	•	•	•
HELIX Whisper Quiet Cooling System (industry exclusive): <ul style="list-style-type: none"> <li>Jayco-exclusive insulated dual-duct design</li> <li>Directional and closeable A/C vents</li> <li>Larger return air vents with user-accessible filters</li> <li>Exterior-mounted 15,000-BTU Whisper Quiet A/C unit</li> </ul>	•	•	•	•
Central command center with built-in tank monitoring	•	•	•	•
Tri-fold hide-a-bed sofa with residential sleep surface	•	•	•	•
Swivel glider recliner(s) (select models)	•	•	•	•
Stainless steel kitchen sink	•	•	•	•
Brushed nickel kitchen faucet with pullout sprayer	•	•	•	•
Residential-style pantry storage	•	•	•	•
Stainless steel oven and sealed burner stovetop	•	•	•	•
8-cubic-foot gas/electric refrigerator with freezer	•	•	•	•
17.8-gallon-per-hour quick-recovery gas/electric DSI water heater	•	•	•	•
Dual USB charging ports (kitchen and bedroom)	•	•	•	•
12V charging station	•	•	•	•
Extra 110V power outlets in kitchen and slide rooms	•	•	•	•
Pleated window shades	•	•	•	•
Bathroom skylight	•	•	•	•
LED vanity and residential-size mirror (industry exclusive)	•	•	•	•
Bathroom stone and glass tile backsplash	•	•	•	•
Residential-style shower with glass door	•	•	•	•
Blue LED nightlight in bathroom	•	•	•	•
Porcelain foot flush toilet	•	•	•	•
360 Siphon® roof vent	•	•	•	•
Residential quilted bedspread and pillows	•	•	•	•
Smart LED reading lights with blue nightlight mode	•	•	•	•
CPAP-prepped bedroom	•	•	•	•
Carbon monoxide and LP detector	•	•	•	•
Hardwood safety handrail on steps (upper bath deck FWs only)	•	•	N/A	N/A
110V ceiling fan	N/A	•	N/A	N/A

Options				
Canadian standards	OPT	OPT	OPT	OPT
16-inch Goodyear tire upgrade	OPT	•	OPT	•
Freestanding Sugar Maple table with leaf, 2 storage and 2 folding chairs	OPT	OPT	OPT	OPT
Booth dinette	OPT (SELECT MOD)	OPT (SELECT MOD)	OPT (SELECT MOD)	OPT (SELECT MOD)
50-amp service and second A/C prep	OPT	LUX PKG	OPT	LUX PKG
Second 15,000-BTU A/C ducted in bedroom (requires 50-amp service)	OPT	OPT	OPT	OPT
LED fireplace (5,000-BTU electric heater, requires 50-amp service)	OPT (SELECT MOD)	LUX PKG	OPT (SELECT MOD)	LUX PKG
Wall-hugger theater seating (select models; std. in 317RLOK, 336FBOK)	OPT (SELECT MOD)	OPT (SELECT MOD)	OPT (SELECT MOD)	OPT (SELECT MOD)
Party sofa with stowable tables and hide-a-bed	OPT (SELECT MOD)	OPT (SELECT MOD)	OPT (SELECT MOD)	OPT (SELECT MOD)
Second tri-fold hide-a-bed sofa	OPT (SELECT MOD)	OPT (SELECT MOD)	OPT (SELECT MOD)	OPT (SELECT MOD)
LG solid-surface kitchen countertop with bamboo sink cover and strainer	OPT	LUX PKG	OPT	LUX PKG
Rear electric stabilizer jacks	OPT	•	OPT	•
Electric auto-leveling system	OPT	•	N/A	N/A
King-size Simmons mattress (n/a in 325BHQ5)	N/A	OPT (SELECT MOD)	N/A	OPT
12-cubic-foot refrigerator	OPT (SELECT MOD)	OPT	N/A	OPT
21-cubic-foot residential refrigerator with 1,200-watt inverter	N/A	OPT (SELECT MOD)	N/A	OPT
Second power awning	N/A	OPT (SELECT MOD)	N/A	OPT (SELECT MOD)
MORyde "RPB" rubber pin box	OPT	OPT	N/A	N/A
Reese® Revolution™ 90-degree pin box	OPT	N/A	N/A	N/A
32-inch LED TV in master bedroom	N/A	OPT (SELECT MOD)	N/A	OPT (SELECT MOD)
32-inch LED TV in bunkroom	OPT (SELECT MOD)	OPT (SELECT MOD)	OPT (SELECT MOD)	OPT (SELECT MOD)
32-inch LED TV in outside kitchen	OPT (SELECT MOD)	OPT (SELECT MOD)	OPT (SELECT MOD)	OPT (SELECT MOD)
Rolling island pantry (320RLTS, 338RETS)	N/A	N/A	N/A	OPT
Wireless backup camera kit	OPT	OPT	OPT	OPT
Girard® third-generation tankless water heater with digital thermostat	OPT	OPT	OPT	OPT
Sani-Con® Turbo waste management system	OPT	OPT	OPT	OPT
Dry Camping Package: generator prep and extra LP capacity	OPT (SELECT MOD)	OPT	N/A	N/A
Frameless windows	OPT	LUX PKG	OPT	LUX PKG
Frameless, dual-pane, tinted safety-glass windows	OPT	OPT	OPT	OPT

**CVP - Customer Value Package**

**OPT - Optional**

**OPT (SELECT MOD) - Optional on select models**

**LUX PKG - Luxury Package**

**N/A - Not Available**

**• - Standard**

**EAGLE ENHANCEMENTS AND OPTIONS**



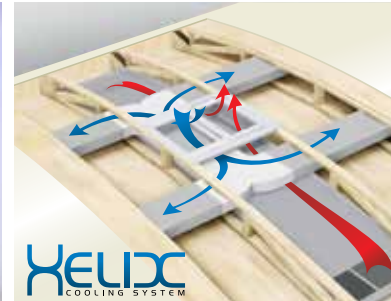
KEYED-ALIKE LOCK SYSTEM



SUGAR MAPLE HARDWOOD SLIDE ROOM FASCIA



INDUSTRY-EXCLUSIVE LED-BACKLIT MIRROR



**HELIX**  
COOLING SYSTEM

HELIX WHISPER QUIET COOLING SYSTEM WITH JAYCO-EXCLUSIVE DUCT DESIGN



LG SOLID-SURFACE KITCHEN COUNTERTOP WITH BAMBOO SINK COVER AND STRAINER



MORRYDE CRE3000 RUBBERIZED SUSPENSION



RESIDENTIAL SIMMONS MATTRESS



**360**  
**siphon**  
RV VENT CAP



360 SIPHON ROOF VENT



SHAW RESIDENTIAL CARPETING WITH R2X STAIN GUARD, R-VALUE AND SOUND DAMPENING



POTS AND PANS DRAWER WITH 75-POUND CAPACITY



**HDMI** **Bluetooth**

12V 3-ZONE FURRIION® AV SYSTEM WITH HDMI AND BLUETOOTH



INTEGRATED REAR 2-INCH RECEIVER HITCH



OPTIONAL DRY CAMPING PACKAGE: GENERATOR PREP AND EXTRA LP CAPACITY



OPTIONAL WI-FI REMOTE CONTROL SYSTEM FOR SLIDE ROOMS, AWNING AND LIGHTING



**SOLAR ON THE SIDE**  
PORTABLE SOLAR KIT  
Go Power!

GO POWER GROUND AND ROOFTOP SOLAR PREP

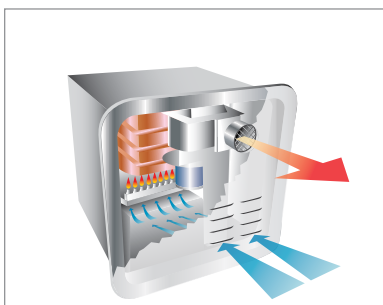


OPTIONAL FURRIION BACKUP CAMERA SYSTEM



**THEFT-PROOF**  
**SANICON**  
**TURBO**

OPTIONAL SANI-CON TURBO WASTE MANAGEMENT SYSTEM



OPTIONAL GIRARD 3RD-GENERATION TANKLESS WATER HEATER WITH DIGITAL THERMOSTAT



**REESE**

OPTIONAL REESE REVOLUTION 90-DEGREE PIN BOX (HT ONLY)



**MORryde**

OPTIONAL MORRYDE "RPB" RUBBER PIN BOX



# OUR WINGS WILL GET YOU THERE

Designed for camping comfort and convenience, Jayco RVs provide an easy-going, family-fun experience that relieves your stress. With countless features and reliable construction, you'll breathe easy no matter where your adventures take you.

## EAGLE INTERIOR DÉCOR

### JAVA

MAIN ACCENT WINDOW TREATMENT TRIM



### PEPPERCORN

MAIN ACCENT WINDOW TREATMENT TRIM



### CHESTNUT

MAIN ACCENT WINDOW TREATMENT TRIM




### CASHMERE

MAIN ACCENT WINDOW TREATMENT TRIM



### Meet your Jayco Dealer



We work hard—so you can play hard. From finding the perfect Jayco for your family to providing flexible financing options and full-service support, we're here to help.

### Follow Jayco



Jayco, Inc., P.O. Box 460, Middlebury, IN 46540, [www.jayco.com](http://www.jayco.com) See dealer for further information and prices. All information in this brochure and on [www.jayco.com](http://www.jayco.com) is the latest available at the time of publication approval. Jayco reserves the right to make changes and to discontinue models without notice or obligation. Photography may show optional equipment or props used for decoration purposes only. RVs built for sale in Canada may differ to conform to Canadian codes. JAYCO and the JAYCO BIRD IN FLIGHT are registered trademarks of Jayco, Inc. Printed in U.S.A. 75K 08/17 ©2017 Jayco, Inc. 274778

### Travel with Confidence



At Jayco, we build our RVs to handle every adventure, then back them with our industry-leading 2-year limited warranty. We, with support from our select partners, have you covered for **2 camping seasons**. That's **730 days**. You won't find a better warranty in the business, because the only strings we attach are those that deliver the ultimate in reliability. That's the Jayco difference. So go explore. We have the warranty that will follow you anywhere. For a copy of our 2-year limited warranty with complete terms and conditions, please contact your local Jayco dealer.



### eco advantage™

**Jayco's long-term commitment to generations of family fun**  
After six years of increased efforts to eliminate waste, conserve energy and increase recycling, we've come a long way in building RVs that are not only better for your family—but also better for the planet. [Learn more at Jayco.com/EcoAdvantage](http://Jayco.com/EcoAdvantage)