

CATALINA

- + Legacy Edition
- + Summit Series 8
- + Summit Series 7
- + Trail Blazer
- + Destination

PRODUCT GUIDE





Large and in charge.

The spacious Furrion Arctic™ 10 cu.ft. 12V built-in refrigerator brings advanced cooling in a sleek and elegant black gloss package. The quiet compressor motor and its unique location offers 25% more storage capacity than the industry standard, while easily fitting into a typical refrigerator slot. A stunning addition to any RV, the logic regulation system is engineered for low power consumption and longevity, making it the perfect companion for any off-grid experience.



COOLS UP TO 4X
FASTER THAN
ABSORPTION
REFRIGERATORS



10 CU.FT. FRIDGE
REPLACES 8 CU.FT.
MODELS WITH
SAME FITMENT



VIBRATIONSMART™
DESIGNED AND
ENGINEERED FOR
VIBRATION RESISTANCE



TRUE BUILT-IN
DESIGN ALLOWS BETTER
AIR-FLOW AND COOLS
MORE EFFICIENTLY



PATENT PENDING*
DOOR LATCHING
SYSTEM

NEW! FOR 2020

ask your dealer for more information

ADVENTURE WITHOUT LIMITS!

Carefully equipped and designed to be lightweight, with outstanding solar benefits, 12V features and our rugged tires and suspension; the Expedition is the perfect trailer for the most enjoyable off grid experience!

EXPEDITION
BY CATALINA



Table of Contents

ABOUT COACHMEN & CATALINA	3
LEGACY EDITION	5
LEGACY EDITION FLOORPLANS	11-12
SUMMIT SERIES 8	13
SUMMIT SERIES 8 FLOORPLANS	18
SUMMIT SERIES 7	19
SUMMIT SERIES 7 FLOORPLANS	22
TRAIL BLAZER	23
TRAIL BLAZER FLOORPLANS	28
DESTINATION SERIES	29
DESTINATION SERIES FLOORPLANS	32
STANDARDS + OPTIONS	33
COACHMEN OWNERS GROUP APP AD	38

LEADER TO THE GREAT OUTDOORS



COACHMEN RV A Name you can trust since 1964

At Coachmen, you will find a rich history of commitment from our team members. This commitment extends to our owners and in the pride we have for our brand. The close relationship and service that we share with our owners and our dealers is a quality that others have been trying to mimic throughout our 55-year history, and counting.

We rely on the relationships that we have enjoyed with our owners throughout our history. A product that the details are well thought through to being consumer friendly, practical, yet still innovative, is important to Coachmen owners, and that makes it important to us!

Today, Coachmen is stronger than ever as part of Forest River, Inc. So you can have confidence that we will be around to make your ownership worry free for a long time to come. Over our 55-year history, we have built a nationwide network of loyal dealers and service centers who are committed to keeping your RV lifestyle trouble free. No matter where the open road takes you, you are never far from Coachmen's customer service and support.

COACHMEN CATALINA Behind the Brand

To our existing owners, future campers joining our Coachmen Catalina families, and partnered dealerships; the difference in a good product versus a great product often lies in the detail designed into the consumer friendly features of a product and the reliability of the product. Our team understands and has the continuous goal, and responsibility of providing top of the line trailers, with an exceptional value, backed by unmatched customer service.

For us to keep providing the best products requires the need to stay innovative and interactive. Through extensive research, incorporating feedback adjustments, and continuing to make changes each year to ensure we are always improving the trailers we provide. Our team is excited that Catalina is able provide a broad selection of choices, through smaller lightweight single-axles trailers, highly sought after conventional travel trailers, toy haulers, and destination trailers. Though we cover several segments, we are focused on ensuring the best possible floorplans in each of our offerings. We

understand the importance of quality, and the quality of materials used in our construction, the material used is just the first building block to ensuring you are going to love your Catalina for so many years. Each trailer receives several levels of thorough inspection throughout the manufacturing process, and again after its completion. For us, quality does not just stop at the trailers we build, that focus continues in the features, designs, comforts, and diversity of layouts to provide the most optimal opportunity to meet and exceed each customers needs. That's still not enough for us, that quality continues is in how we do business; our customer service teams are not only fantastic groups and fun to work with, but are such a valuable part of our dedication to upholding the kind of service, and support for which our Legacy has been built on throughout our incredible history. Not only does this ensure a rewarding customer experience and satisfaction, it also generates excitement and enthusiasm among our Catalina owners, dealership partners, and employees working with our trailers each day!

Thank you for your business,

-The Coachmen Catalina Team

**LEGACY
EDITION**



**SUMMIT
SERIES 7**

Meet the Fleet.

**TRAIL
BLAZER**



**SUMMIT
SERIES 8**

DESTINATION



CATALINA

LEGACY EDITION



Legacy Edition

The Catalina Legacy Edition line-up offers a little more convenience in a variety of floor plans to suit your needs. Each floor plan we build here at Catalina is carefully thought out with you, the customer, in mind. We pride ourselves on the details with the perfect balance of features and functionality!

263BHCK



JAVA DECOR

A true favorite! The New 263BHCK not only has a diversity of features for your family. This layouts large U-shaped dinette to seat everyone, spacious kitchen, large pantry, and perfectly positioned entertainment center make the time spent inside very comfortable for everyone. Not to mention a perfect pull out camp kitchen, large 18' electric awning, and a bonus directional floodlight attachment make the outside experience just as comfortable.



Also designed with focus around your family, large double bunk beds with a built in ladder provides spacious sleeping spaces; while the additional under bunk storage, and easy access under dinette seat storage, makes staying organized a breeze.

Take it up one more notch in your truly separated master bedroom, independent outside entry door, and a large closet to really increase your storage!

303RKP



JAVA DECOR



SIDE PATIO TRAVEL TRAILER

Wait, what!? Yes that is right, the Catalina 303RKP is a travel trailer with a 10' side patio and sliding glass patio doors! Our 21' electric awning extends beyond your patio to provide the perfect shade on a hot sunny day. This layout set up with the patio out offers the most usable SF of any travel trailer while, and still conveniently closes up flush for easy travel and towing. Also standard in the massive master bedroom is a King Size bed and tons of storage. Whether you want the coolest trailer on the market, or a patio perfect for outside relaxation, the 303RKP is the way to go!

303QBCK



The Futons make a great sofa or wall-to-wall mattress across the floor to easily accommodate sleeping for up to 6 in the bunkroom alone, add in the dinette, sofa, and master for sleeping as many as 10-12!



BISCOTTI DECOR

The 303QBCK is one of our many layouts with a separated bunkroom. We know this is a big win when the kids are getting older, staying up later, or just need to be able to close off the bunk area. Packed with storage in every direction, including a huge pantry when you walk in, this trailer provides enough storage to handle the demands any family and an army of friends!

333RETS



Wow! That's the first word that comes to mind when you step in to the Catalina 333RETS. Designed with a huge living and kitchen area to make your camping trips the ultimate experience! With an oversized bedroom, giant wardrobe, standard recliners, extra-large living room, and much more, you can't help but say wow!

The 333RETS bedroom is built with a slide out making it one of the most spacious bedrooms in any trailer. Also a standard bedroom fireplace, and washer/dryer prep to simplify your travel and comfort.

243RBS



The smallest unit on the market with a full 12'4" long super slide room really makes the 243RBS something special! Wake up and grab a bite and some coffee at the breakfast bar before heading out, then, when you're ready to come in for the day, the 243RBS provides you plenty of space to lounge around. All of this, while still weighing less than 5800 lbs.!

FREE Legacy Edition Packages

Premium Exterior Package

Retail Value \$1,115

- + Enclosed Underbelly
- + Power Tongue Jack
- + Black Tank Flush
- + Hot/Cold Outside Shower
- + Aluminum Fender Skirts
- + Aluminum Rims
- + Friction Hinge Door
- + Exterior TV Hookups
- + XL Grab Handle at Main Entrance
- + Back-Up Camera Prep

Home Entertainment Value Package

Retail Value \$665

- + 39" Flat Screen Living Room TV (32" on 263RLS)
- + Swing Arm TV Bracket
- + Furrion DVD/mp3/FM Stereo with Bluetooth and USB Charging Port
- + Upgraded In-Wall Speaker System

Legacy Edition Package

Retail Value \$730

- + LED Interior Lighting
- + Skylight above Tub/Shower
- + ABS Shower/Tub Surround
- + Bedroom USB and Outlets
- + Front Diamond Plate, Gas/Electric DSI Water Heater
- + Quilted Designer Comforter
- + 5/8" Tongue and Groove Plywood Flooring
- + All-In-One Monitor System
- + Jiffy Sofa w/ Flip Down Cup holder
- + Designer Lighting over Dinette

Designer Kitchen Package

Retail Value \$715

- + Residential Pull Down Faucet
- + Waterfall Edge Thermofoil Countertops
- + Deep Basin Farm Style Sink
- + Sink Covers
- + Furrion Range Oven w/ Blue LED Accent Lighting and Flush Mounted Glass Top,
- + Reversible Refer Inserts
- + Styled Mosaic Tile Backsplash
- + Power Tower w/ (2) USB and (2) 110 Outlets

Ambiance Package

Retail Value \$499

- + Power Awning w/ Blue LED Strip and 12V Directional Spotlight Attachment
- + Outside Blue LED Marine Grade Speakers (2)

TOTAL RETAIL SAVINGS: \$3,724



CATALINA LEGACY EDITION	243RBS	263BHSCK	263RLS	283DDSCK	283RKS	293QBCK	293RLDS
SHIPPING WEIGHT	5,702	6,320	6,052	6,708	6,447	6,512	7,470
CARRYING CAPACITY	1,836	1,220	1,588	2,196	2,691	2,928	1,970
UVW	5,742	4,900	6,112	4,818	4,509	6,572	7,530
GWAR	7,600	7,600	7,700	9,000	9,200	9,900	9,900
HITCH WEIGHT	487	624	718	722	735	825	843
EXTERIOR HEIGHT (INCLUDES A/C)	11' 1"	11' 1"	11' 3"	11' 3"	11' 1"	11' 1"	11' 1"
FRESH WATER CAPACITY (GAL.)	66	66	66	66	66	66	66
GREY WATER CAPACITY (GAL.)	40	70	40	70	70	48	40
WASTE WATER CAPACITY (GAL.)	30	30	30	30	30	38	30
AWNING LENGTH	15'	18'	15'	21'	15'	18'	21'
WHEEL SIZE	15"	15"	15"	15"	15"	15"	15"
EXTERIOR LENGTH (BUMPER TO HITCH)	27' 11"	31' 11"	29' 10"	33' 4"	32' 6"	33' 5"	33' 9"
EXTERIOR WIDTH	96"	96"	96"	96"	96"	96"	96"
INTERIOR HEIGHT (COACH)	81"	81"	81"	81"	81"	81"	81"
AXLES	3500 lbs.	3500 lbs.	3500 lbs.	4400 lbs.	4000 lbs.	4400 lbs.	4400 lbs.



CATALINA LEGACY EDITION	303QBCK	303RKDS	303RKP	313DBDSCK	323BHDSCK	333BHTSCK	333RETS	343BHTS
SHIPPING WEIGHT	4,912	7,730	7,686	7,634	7,698	8,366	8,402	8,606
CARRYING CAPACITY	2,528	2,210	2,054	2,106	1,750	2,306	2,038	1,836
UVW	4,912	7,730	7,544	7,696	7,750	8,626	8,442	8,444
GWR	9,500	10,000	9,800	9,800	9,500	10,800	10,500	10,500
HITCH WEIGHT	834	1,064	888	872	790	922	1,222	1,154
EXTERIOR HEIGHT (INCLUDES A/C)	11' 3"	11' 3"	11' 3"	11' 3"	11' 1"	11' 1"	11' 1"	11' 3"
FRESH WATER CAPACITY (GAL.)	65	64	65	65	66	65	64	65
GREY WATER CAPACITY (GAL.)	70	70	70	90	70	70	70	70
WASTE WATER CAPACITY (GAL.)	30	30	30	30	30	30	30	30
AWNING LENGTH	18'	21'	21'	18'	21'	10' / 10'	16'	23'
WHEEL SIZE	15"	15"	15"	15"	15"	15"	15"	15"
EXTERIOR LENGTH (BASED ON MODEL)	35' 3"	35' 10"	35' 3"	35' 8"	35' 10"	34' 9"	35' 10"	37' 9"
EXTERIOR WIDTH	95"	96"	96"	96"	96"	96"	96"	96"
INTERIOR HEIGHT (COACH)	81"	81"	81"	81"	81"	81"	81"	81"
AXLES	4400 lbs.	5100 lbs.	5100 lbs.	5100 lbs.	4400 lbs.	5100 lbs.	5100 lbs.	5100 lbs.

SUMMIT SERIES



Summit Series 8

The Catalina Summit Series 8 is our second family friendly line up. With tons of features and standards packed in at a very affordable price, the Summit Series 8 is a hit across North America. Featuring 7 family friendly floorplans, the Summit Series 8 has everything that you'll need for your next adventure!

231MKS



JAVA DECOR

How about some windows and views! A top choice for those looking for something without bunks, the 231MKS offers the most natural light and extraordinary views of the outside landscapes. In addition, this offers a comfortable open layout, a large shower with an extended bathroom counter, and an easy to walk around bed. The value and affordability of this the 231MKS is unmatched!



BISCOTTI DECOR

(TV not included)

291BHS



This floorplan provides so much versatility and convenience. With our standard quad bunk configuration that includes double over double bunks, a flip down bunk, and a bunk room dinette, the 291BHS has the ability to accommodate large families and groups of friends. The optional full size camp kitchen can take the party outside to the next level, while spacious interior and exterior storage provide you enough space to pack all of your camping essentials!

271RKS



CHAMPAGNE DECOR

(TV not included)

The carefully thought out floorplan is just as functional as it is appealing. With plenty of storage including a huge floor to ceiling pantry, coffee counter station, and direct view entertainment from the sofa, dual entrances, and outside convenience center, it's no wonder this is such a customer favorite.

221DBSCK



When it comes to getting the most use out of any amount of space, the 221DBSCK is what comes to mind! Not only does this layout offer an impressive kitchen counter, wide double bunks, abundant storage, and an exterior camp kitchen; but also the master bed easily lays down over the sofa for a great night sleep. This truly is the simplest Murphy bed you could ask for. Totally packed with functionality, but convenience of being shorter and lighter weight!

FREE Summit Series 8 Packages

Customer Value Package

Retail Value \$1,265

- + 13,500 BTU Ducted A/C
- + Range with Oven
IPO 3 Burner Cook Top
- + Range Hood
- + Microwave
- + LED Interior Lighting
- + Deep Basin Undermount
Farm Style Sink
- + Sink Covers
- + Skylight above Tub/Shower
- + Stab Jacks (4)
- + Bedroom USB and Outlets
- + 20LB LP Bottles and Cover
- + Water Heater By-Pass
Winterization Kit
- + 5/8" Tongue and Groove
Plywood Flooring

Exterior Value Package

Retail Value \$1,105

- + Black Tank Flush
- + Front Diamond Plate
- + Aluminum Rims
- + Friction Hinge Door
- + Gas/Electric DSI Water Heater
- + XL Grab Handle at Main Entrance
- + Back Up Camera Prep
- + Spare Tire w/ Cover and Carrier

Comfort & Convenience Package

Retail Value \$615

- + Power Tower w/ (2) USB
and (2) 110 outlets
- + Furrion DVD/mp3/FM Stereo with
Bluetooth and USB Charging Port
- + Upgraded In-Wall Speaker System
- + Swing Arm TV Bracket at
Entertainment Center
- + All-In-One Monitor Panel
- + Pleated Night Shades in Living Room
- + Jack-Knife Sofa w/ Flip Down
Cup Holders/Arm Rest

Ambiance Package

Retail Value \$499

- + Power Awning w/ Blue LED Strip and
12V Directional Spotlight Attachment
- + Outside Blue LED Marine Grade
Speakers (2)

TOTAL RETAIL SAVINGS: \$3,484



CATALINA SUMMIT SERIES 8	221DBSCK	231MKS	261BH	261BHS	271RKS	291BHS
SHIPPING WEIGHT	5,259	5,348	4,688	6,138	5,962	6,738
CARRYING CAPACITY	2,282	2,192	2,252	1,502	1,578	2,202
UVW	5,318	5,608	4,748	6,198	6,022	6,798
GWAR	7,600	7,600	7,000	7,288	7,600	9,000
HITCH WEIGHT	774	732	541	738	680	680
EXTERIOR HEIGHT (INCLUDES A/C)	11' 3"	11' 1"	10' 7"	11' 1"	11' 1"	11' 1"
FRESH WATER CAPACITY (GAL.)	44	44	44	44	44	44
GREY WATER CAPACITY (GAL.)	40	40	40	40	40**	40**
WASTE WATER CAPACITY (GAL.)	30	30	30	30	30	30
AWNING LENGTH	18'	18'	15'	15'	18'	18'
WHEEL SIZE	14"	14"	14"	15"	15"	15"
EXTERIOR LENGTH (AWNING EXTENDED)	26' 5"	28'	28' 3"	30' 3"	28' 10"	33' 5"
EXTERIOR WIDTH	96"	96"	96"	96"	96"	96"
INTERIOR HEIGHT (LOADS)	81"	81"	81"	81"	81"	81"
AXLES	3500 lbs.	3500 lbs.	3500 lbs.	3500 lbs.	3500 lbs.	4400 lbs.

**20 Gallons with optional camp kitchen

SUMMIT SERIES



Summit Series 7

Very similar to all the value provided in our Summit Series 8 line-up, the Catalina Summit Series 7 takes the affordability and maneuverability one-step further with seven well thought out, smaller, lighter weight layouts. Whether it is the first step to getting your family out camping, or the versatility, and simplicity of the shorter lengths and lighter weights. You are certain to make memories of a lifetime with this line-up.

172BHS



The 172BHS is one of our most popular layouts boasting tons of overhead storage, storage cubbies, large kitchen cabinets, impressive counter space, and comfortable sleeping for 4-6.



Comfortable bunks for sleeping for the kids or grandchildren, they are also equipped with their own USB ports and individual overhead lights. The bottom bunk even flips up in transport for additional storage during transport accessed through a large rear cargo door.

Not only does this come with a large 7 Cu. Ft. refrigerator, but the under mounted kitchen sink and flush kitchen sink cover make for a super functional kitchen!

FREE Summit Series 7 Packages

Comfort & Convenience Package

Retail Value \$995

- + Thermofoil Countertops w/
Waterfall Drop Edge
- + Undermount Sink
- + Sink Covers for Additional
Countertop Space
- + 7 cu ft. Gas/Electric Refer
- + Screwed Cabinet Construction
with Solid Wood Doors,
Pleated Night Shades
- + Extra Large Entry Assist Handle
- + ABS Tub/Shower Surround
- + All in One Monitor Panel
- + Skylight in Bathroom
- + Power Vent Fan in Bathroom
- + LED Interior Lights
- + EZ Store Door (all bunkhouses)

Summit Series Peak Package

Retail Value \$1,549

- + 13.5K Upgraded A/C, Power Electric
Awning
- + (2) Marine Grade Outside Speakers
- + Upgraded Sport Aluminum Wheels
- + Aluminum Fender Skirts
- + Hot/Cold Outside Shower
- + Jensen CD/DVD/USB/iPod Player w/
Bluetooth
- + Smooth Metal Radius Front
- + Zamp Solar Port

TOTAL RETAIL SAVINGS: \$2,544



174BH



174RB



174BHS



184BHS



174FQS



184DBK



CATALINA SUMMIT SERIES 7	174BH	174BHS	174FQS	174RB	184BHS	184DBK
SHIPPING WEIGHT	TBD	TBD	TBD	TBD	TBD	TBD
CARRYING CAPACITY	TBD	TBD	TBD	TBD	TBD	TBD
UVW	TBD	TBD	TBD	TBD	TBD	TBD
G/VWR	TBD	TBD	TBD	TBD	TBD	TBD
HITCH WEIGHT	TBD	TBD	TBD	TBD	TBD	TBD
EXTERIOR HEIGHT (INCLUDES A/C)	TBD	TBD	TBD	TBD	TBD	TBD
FRESH WATER CAPACITY (GAL.)	40	40	40	40	40	40
GREY WATER CAPACITY (GAL.)	30	30	30	30	30	30
WASTE WATER CAPACITY (GAL.)	30	30	30	30	30	30
AWNING LENGTH	13'	13'	13'	13'	13'	13'
WHEEL SIZE	14"	14"	14"	14"	14"	14"
EXTERIOR LENGTH (EXCLUDES HITCH)	20' 6"	20' 6"	20' 6"	20' 6"	22' 11"	22' 11"
EXTERIOR WIDTH	90"	90"	90"	90"	90"	90"
INTERIOR HEIGHT (C/OA/D)	78"	78"	78"	78"	78"	78"
AXLES	TBD	TBD	TBD	TBD	TBD	TBD

PLEASE NOTE: NEW INFORMATION TO BE PUBLISHED AS SOON AS IT IS AVAILABLE (ESTIMATED JAN 2025). PLEASE CHECK FOR UPDATES ONLINE.

TRAIL BLAZER



Trail Blazer

Who would have thought taking your adventures to the next level would be so easy, and look so good! Without question, the Trail Blazer line-up from Coachmen Catalina provides the most affordable, versatile, and best looking toy haulers designed for any outdoor enthusiast.

28THS



JAVA DECOR

The 28THS is the most affordable toy hauler you can wish think of with such a large garage, and so many features to have a blast on each and every one of your adventures!



The large bathroom and shower, paired with the impressive King Bed, standard recliners, front cargo/gen rack, 98 gal. fresh water tank, and our optional 30 gal. onboard fuel station make the 28THS a really change the game of affordable toy haulers!

The high ceilings not only offer great clearance for your toys, but easily store the standard Happijac bed system to easily sleep your family or friends.

26TH



Our most popular layout in our Catalina Trail Blazer line-up is the 26TH! This floorplan is not only light weight, with a separate master including walk around bed, glass door shower, but also has so many finished storage cabinets, and the most versatile open storage cargo area for a trailer of this size. To help you make the most of your experience, we provide a dozen frame secured tie-downs to give you flexibility in securing any of your cargo; whether motorized toys, kayaks, bikes, pet kennels, or the other endless possibilities on your trip.

29THS



(Shown with optional patio kit)



The 29THS provides an 11' completed separated garage area. This is perfect for keeping the toys, cargo, and any messes or dirt separated from inside living area. This also makes a great space to entertain, play games, or conveniently use the optional patio with enclosure available to install on every Trail Blazer floorplan!

FREE Trail Blazer Packages

Trail Blazer Value Package

Retail Value \$425

- + LED Interior Lighting
- + Skylight above Tub/Shower
- + ABS Shower/Tub Surround
- + Front Diamond Plate
- + Gas/Electric DSI Water Heater
- + Quilted Designer Comforter
- + 5/8" Tongue and Groove Plywood Flooring
- + Bedroom USB and Outlets
- + All-In-One Monitor System

Designer Kitchen Package

Retail Value \$715

- + Residential Pull Down Faucet
- + Waterfall Edge Thermofoil Countertops
- + Deep Basin Farm Style Sink
- + Sink Covers
- + Furrion Range Oven w/ Blue LED Accent Lighting and Flush Mounted Glass Top
- + Reversible Refer Inserts
- + Styled Mosaic Tile Backsplash
- + Power Tower w/ (2) USB and (2) 110 outlets

Home Entertainment Value Package

Retail Value \$665

- + 39" Flat Screen Living Room TV (32" on 26TH)
- + Swing Arm TV Bracket
- + Furrion DVD/mp3/FM Stereo with Bluetooth and USB Charging Port
- + Upgraded In-Wall Speaker System

Extreme Adventure Package

Retail Value \$960

- + 500lb Tie-Downs (10-12 per Floorplan)
- + 15ft ToyLok Steel Cable
- + Rear Loading Cargo Door w/ 3000lb Capacity
- + Black-Out Screen Wall w/ Zip Walk-Thru
- + Rock Run Steel Reinforced Interior Wheel Wells

Premium Exterior Package

Retail Value \$1,115

- + Enclosed Underbelly
- + Power Tongue Jack
- + Black Tank Flush
- + Hot/Cold Outside Shower
- + Aluminum Fender Skirts
- + Aluminum Rims
- + Friction Hinge Door
- + Exterior TV Hookups
- + XL Grab Handle at Main Entrance
- + Back-Up Camera Prep

Ambiance Package

Retail Value \$499

- + Power Awning w/ Blue LED Strip and 12V Directional Spotlight Attachment
- + Outside Blue LED Marine Grade Speakers (2)

TOTAL RETAIL SAVINGS: \$4,379



19TH



NEW



28THS

OPTIONAL 31 GALLON
FUEL TANK

26TH



29THS



CATALINA TRAIL BLAZER	19TH	26TH	28THS	29THS
SHIPPING WEIGHT	4,384	5,427	7,166	7,176
CARRYING CAPACITY	2,556	2,613	3,214	2,570
UVW	4,664	5,607	7,226	7,230
GVWR	7,000	7,900	10,500	9,800
HITCH WEIGHT	750	857	1,126	1,232
EXTERIOR HEIGHT (INCLUDES A/C)	10' 7"	10' 7"	11' 9"	11' 3"
FRESH WATER CAPACITY (GAL.)	66	66	90	66
GREY WATER CAPACITY (GAL.)	40	40	40	40
WASTE WATER CAPACITY (GAL.)	30	30	30	30
AWNING LENGTH	15'	15'	18'	19'
WHEEL SIZE	15"	15"	15"	15"
EXTERIOR LENGTH (QUARTER TO QUARTER)	22' 9"	29' 10"	33' 0"	35' 6"
EXTERIOR WIDTH	96"	96"	96"	96"
INTERIOR HEIGHT (COACH)	81"	81"	90"	81"
OPTIONAL FUEL TANK (GAL.)	-	-	30	-
AXLES	3900 lbs.	3900 lbs.	5100 lbs.	5100 lbs.

DESTINATION SERIES



Destination Series

Do you have a regular campground spot, site at an RV park, or piece of property that you go disconnect from everyday life and relax? If so, the Catalina Destination Series line-up provides the options to make that the best time for you or your family. Our Destinations come equipped with a large 18 Cu. Ft. residential refrigerator, Range with 21" oven, higher ceilings, residential showers, and spacious master bedrooms to make them the ultimate home away from home!



39MKTS



CHAMPAGNE DECOR

When you combine luxury and affordability, you get the Destination Series 39MKTS. This offers a beautiful open kitchen and living area, with exceptional counter space and central kitchen island. The standard recliners, tri-fold sofa, fireplace, and washer/dryer prep are just a few of the many luxurious accommodations included in this bestselling layout.



40BHTS

JAVA DECOR

For a great family designed layout in our Destination Series, the 40BHTS provides a large separated bunkroom in the back, with an even more spacious master bedroom up front. Take in the excellent seating, extended kitchen prep counter with bar stools, and optional full size exterior camp kitchen, the whole family is in for a fantastic time!

FREE Destination Packages

Destination Edition Value Package

Retail Value \$1,125

- + 15K Ducted A/C
- + Glass Step-In Shower w/ ABS Surround
- + 5/8" Tongue and Groove Plywood Flooring
- + All-In-One Monitor System
- + Bedroom USB and Outlets
- + Bar Stools
- + Living Room and Master Bedroom Ceiling Fans w/ Wall Switch
- + Aluminum Rims, Friction Hinge Door(s)

Designer Kitchen Package

Retail Value \$715

- + Residential Pull Down Faucet
- + Waterfall Edge Thermofoil Countertops
- + Deep Basin Farm Style Sink
- + Sink Covers
- + 21" Furrion Range Oven w/ Blue LED Accent Lighting and Flush Mounted Glass Top
- + Reversible Refer Inserts
- + Styled Mosaic Tile Back Splash
- + Power Tower w/ (2) USB and (2) 110 outlets

Home Entertainment Value Package

Retail Value \$665

- + 39" Flat Screen Living Room
- + Swing Arm TV Bracket
- + Furrion DVD/mp3/FM Stereo with Bluetooth and USB Charging Port
- + Upgraded In-Wall Speaker System

Extended Stay Convenience Package

Retail Value \$1,225

- + Furrion Fireplace in Living Room
- + Residential Style Trifold Sofa
- + Serta Mattress
- + Washer/Dryer Prep (Per FP)
- + Outdoor Speakers with Blue LED Lights
- + Designer Lighting over Dinette
- + 10 Gallon G/E DSI Water Heater
- + Exterior TV Hookups
- + Black Tank Flush
- + Hot/Cold Outside Shower
- + XL Grab Handle at Main Entrance

TOTAL RETAIL SAVINGS: \$3,730



39MKTS



33FKDS



39RLTS



39FKTS



40BHTS



CATALINA DESTINATION	33FKDS	39FKTS	39MKTS	39RLTS	40BHTS
SHIPPING WEIGHT	8,040	8,480	9,250	9,702	9,610
CARRYING CAPACITY*	2,360	1,660	1,590	1,298	1,330
UVW	8,120	8,560	9,410	9,742	9,610
GWR	10,900	11,000	11,000	11,000	11,000
HITCH WEIGHT	1,102	1,110	1,330	1,494	1,130
EXTERIOR HEIGHT (INCLUDES A/C)	11' 8"	11' 8"	11' 8"	11' 8"	11' 8"
FRESH WATER CAPACITY (GAL.)	44	44	44	44	44
GREY WATER CAPACITY (GAL.)	80	80	80	80	80***
WASTE WATER CAPACITY (GAL.)	30	40	30	30	40
OPTIONAL AWNING LENGTH	21'	21'	15'	18'	21'
WHEEL SIZE	15"	15"	15"	15"	15"
EXTERIOR LENGTH (AWNING EXTENDED)	35'	48' 9"	48' 9"	48' 9"	48' 9"
EXTERIOR WIDTH	96"	96"	96"	96"	96"
INTERIOR HEIGHT (DOOR-D)	84"	84"	84"	84"	84"
AXLES	5100 lbs.	5100 lbs.	5100 lbs.	5100 lbs.	5100 lbs.

***110 Gallons with optional camp kitchen

Standards + Options

S - Standard
O - Option
P - Package Feature

CONSTRUCTION & EQUIPMENT FEATURES

	LEGACY	SUMMIT 8	SUMMIT 7	TRAILBLAZER	DESTINATION
Cambered Structural Steel I-Beam Frame	S	S	-	S	S
NORCO NXG Frame w/E-Coated A-Frame & Bumper	-	-	S	-	-
Full Length Frame E-Coated Outriggers	S	S	S	S	S
5/8" Tongue & Groove Plywood Floor Decking	P	P	S	P	P
2"x3" Floor Joists on Approximately 12" Centers	S	S	-	S	S
4" Floor To Frame Steel Lag Bolts	S	S	S	S	S
Enclosed, Fully Sealed Underbelly (N/A 261BH)	P	O	-	P	O
3/8" Fully Decked Walk-On Roof (Tandem Axle Models)	S	S	S	S	S
Seamless Roof Membrane with 12 Year Warranty	S	S	S	S	S
Screwed Cabinet Construction w/Pocket Bored Lumber Core Stiles	S	S	P	S	S
5/8" Plywood Under Bed & Dinette Base	S	S	-	S	S
84" Interior Height	-	-	-	-	S
81" Interior Height	S	S	-	S	-
78" Interior Height	-	-	S	-	-
Easy-Trac Rack and Pinion Slide-Out(s)	S	S	-	S	S
R-7 Fiberglass Insulation Throughout	S	S	S	S	S
6 Gal. Gas/Electric DSI Water Heater	P	P	-	P	P
6 Gal. DSI Gas Water Heater	-	-	S	-	-
Water Heater By-Pass Winterization Kit	S	P	S	S	S
12V Demand Water Pump	S	S	S	S	S
Platinum .024" Aluminum Exterior w/.030 Skirt Metal	S	S	S	S	S
Smooth HD Aluminum Radius Front	S	S	P	S	-
Polished HD Aluminum Fender Skirts	P	S	P	P	S
Spare Tire, Carrier, and Cover	S	P	S	S	O
Dexter EZ Lube Axles w/Leaf Spring Suspension	S	S	S	S	S
Self Adjusting Brakes	S	S	S	S	S
Roto-Cast Holding Tanks	S	S	S	S	S
Painted Bumper w/ Drain Hose Carrier and End Caps	S	S	S	S	S
35,000 BTU Auto-Ignition Furnace w/Wall Thermostat (N/A 261BH & 283RKS)	S	S	-	-	S
30,000 BTU Auto-Ignition Furnace w/Wall Thermostat (261BH & 283RKS Only)	-	-	-	S	-
20,000 BTU Furnace w/Wall Thermostat	-	-	S	-	-
13,500 BTU Ducted A/C	S	P	S	S	-
15,000 BTU Ducted A/C	O	O	O	O	P
30 Amp Elect. Service w/ 100v 45-Amp Power Covt. (35-AMP Summit-7)	S	S	S	S	-
50 AMP Elect. Service (Standard on 303RKDS, 333RETS, & 343BHTS)*see options	-	-	P	S	-
Aluminum Wheels	P	P	P	P	P

EXTERIOR FEATURES

	LEGACY	SUMMIT 8	SUMMIT 7	TRAILBLAZER	DESTINATION
Power Awning w/12V Power Channel and Directional Light Attachment	P	P	-	P	O
Power Electric Awning	-	-	P	-	-
Electric Tongue Jack	P	-	-	P	-
Heavy Duty Standard Tongue Jack	-	S	S	-	S
Black Tank Flush	P	P	-	P	P
Outside Utility Shower w/ Hands Free Holder	P	-	P	P	P
20lb. LP Tank (2) Tandem Axle Models, (1) Single Axle Models	S	P	S	S	-
Two 30lb. LP Bottles w/ABS Cover	O	O	-	O	S
Flush Mount Baggage Doors w/Radius Corners	S	S	S	S	S
Diamond Plate Rock Guard	P	P	S	P	-
Four Stabilizer Jacks	S	P	S	S	S
G20 Tinted Windows	S	S	P	S	S
Two Marine Grade Exterior Speakers w/LED Lighting	P	P	S	P	P
Friction Hinge Door	P	P	-	P	P
Radius Cornered Fiberglass Entry Door	S	S	S	S	S
Exterior 110V G.F.C.I Protected Receptacle	P	S	S	P	P
Exterior RG-6 Coax Cabling and Satellite Prep	P	-	S	P	P
Rain Gutters with Drip Spouts	S	S	S	S	S
Radius Entry Steps	S	S	S	S	S
Zamp Solar Port	-	-	P	-	-
XL Swing Arm Grab Handle	P	P	P	P	P
Rear View Camera Prep	P	P	S	P	-
Full Size Exterior Camp Kitchen (323BHDSCK, 313DBDSCK, 333BHTSCK, 343BHTS)	S	-	S	-	-
Pull Out Camp Kitchen (263BHSCCK, 271BHSCCK, 293QBCK, 303QBCK)	S	S	-	-	-
Exterior Convenience Kitchen (212RBS, 271RKS, 283DDSCCK, 293RLDS)	S	S	S	-	-
Residential Sliding Glass Patio Door	-	303RKP	-	-	S
Large Front Bay Windows	-	-	-	-	S
15' Toy Loc Cable	-	-	-	P	-
Lockable Ramp Door Latches	-	-	-	S	-
Rear LED Loading Lights	-	-	-	S	-
Bottle Openers (Exterior Camp Kitchens)	S	S	-	-	S
Pets - "Leash Link" Quick Hookup D-Ring	S	S	S	S	S

SAFETY FEATURES

	LEGACY	SUMMIT 8	SUMMIT 7	TRAILBLAZER	DESTINATION
Smoke Alarm	S	S	S	S	S
LP/CO2 Gas Detector	S	S	S	S	S
Fire Extinguisher	S	S	S	S	S
Fire Escape Windows	S	S	S	S	S
Entrance Door Window	S	S	S	S	S
Dead-Bolt Lock on Entry Door	S	S	S	S	S

INTERIOR FEATURES

	LEGACY	SUMMIT 8	SUMMIT 7	TRAILBLAZER	DESTINATION
Drop Edge Thermofoil Seamless Countertops	P	S	P	P	P
Kitchen Power Tower w/ 2 USB Ports & 2 110 Outlets	P	P	-	P	P
Bluetooth Stereo and DVD Player w/CD,MP3, USB and AM/FM Radio	P	P	-	P	P
Jensen CD/USB/iPOD Player w/ Bluetooth	-	-	P	-	-
39" Flat Screen TV (N/A 263RLS & 26TH)	P	-	-	P	P
Swing Arm TV Bracket	P	P	-	P	P
In-Wall Mounted Interior Speakers	P	P	-	P	P
18 Cu. Ft. Residential Refrigerator	-	-	-	-	P
7 Cu. Ft. Gas/Electric RV Refrigerator	S	S	P	S	-
Deep Basin Under-mount Farm Style Sink	P	P	-	P	P
Undermount Kitchen Sink	-	-	P	-	-
Residential Kitchen Faucet w/Pull Down Sprayer	P	-	-	P	P
High Rise Bullet Style Kitchen Faucet	-	S	S	-	-
Flush Thermofoil Kitchen Sink Covers (2) (Tandem Axle Models)	P	P	-	P	P
Flush Thermofoil Kitchen Sink Cover (Single Axle Model)	-	-	P	-	-
Full Length Kitchen Drawer Guides	S	S	-	S	S
Salvaged Light Oak Cabinets	S	S	S	S	S
All-In-One Monitor Panel System	P	P	P	P	P
3 Burner Range w/Flush Glass Top & Blue LED Accent Lights	P	-	-	P	P
3 Burner High Output Range (Tandem Axle Models)	-	P	S	-	-
2 Burner High Output Stove (Single Axle Models)	-	-	S	-	-
Slim Line Furrion Range Hood	P	P	-	P	S
3 Burner High Output Range w/21" Oven	-	-	-	-	S
Silverware Kitchen Drawer	S	S	-	S	S
Mosaic Glass Tile Backsplash	P	-	-	P	P
Microwave W/Glass Turn Table	S	P	S	S	S
Congoleum Woodplank Linoleum Flooring	S	S	S	S	S
Residential In-Floor Ducted Heat (N/A 261BH)	S	S	-	S	S
Flex Ducted Cabinet/Wall Heat (261BH Only)	-	S	S	-	-
LED Interior Lighting	P	S	P	P	P
Residential Tri-Fold Sofa	O	-	-	O	P
Jiffy Sofa w/Flip Down Cup Holder/Arm Rest	P	P	S	-	-
Storage Underneath the Jiffy Sofa	S	S	S	-	-
Decorative Sofa Throw Pillows	S	S	S	S	S
Designer Lighting Over Dinette	P	-	-	-	P
Hard Valance Window Treatment w/Decorative Lambrequins	S	S	S	S	S
Pleated Night Window Shades	S	P	P	S	S
Pedestal Thermofoil Dinette Table	S	S	-	S	S
Portable Thermofoil Dinette Table	-	-	S	S	-
Dinette Storage Under Benches	S	S	S	S	S
Easy Access Booth Dinette Storage Doors	S	-	-	S	S
Marine Toilet with Foot Flush	S	S	S	S	S
ABS Tub/Shower Surround w/Shelves	P	P	P	P	P
Skylight Above Tub/Shower	P	S	P	P	P
Power Vent Fan in Bathroom	S	S	P	S	S
Glass Step-In Shower w/ABS Surround (Per Floorplan)	S	S	-	S	P

INTERIOR FEATURES (continued)

	LEGACY	SUMMIT 8	SUMMIT 7	TRAILBLAZER	DESTINATION
Medicine Cabinet with Mirror	S	S	S	S	S
Bedroom USB Surface Mounts(2)	P	P	P	P	P
USB Surface Mount Near Bunk Beds	P	P	S	-	P
Solid Master Bedroom Door(s) (Per Floorplan)	S	S	-	S	S
Solid Bunk Room Door (Per Floor Plan)	S	-	-	-	S
Full Length Night Stands with Receipts (N/A 333RETS & 343BHTS)	S	S	-	S	-
Mirrored Wardrobes in Master Bedroom (N/A King Bed Models)	S	S	-	S	S
Master Bedroom Overhead Cabinets	S		S	S	S
Master Bedroom Overhead Shelf	-	S	-	-	-
Underbed Storage w/Separation from Outside Front Storage	S	S	S	S	S
Quilted Designer Bedspread	P	S	S	P	P
Teddy Bear Bunk Mats	S	S	S	-	S
500LB. Tie Down - 10-12 Ties per Floorplan	-	-	-	P	-
Rear Loading Cargo Door w/3000lb. Capacity	-	-	-	P	-
Black Out Screen Wall w/Zip Walk-Thru & Windows	-	-	-	P	-
Rock Run Reinforced Interior Drive On Wheel Wells (19TH & 26TH Only)	-	-	-	P	-
Furrion Fireplace in the Living Room (N/A 263RLS)	O	-	-	-	P
Bar Stools (Suggested 243RBS)	O	-	-	-	P
Ceiling Fans in Living Room and Master Bedroom w/Wall Switch	-	-	-	-	P
King Bed (283RKS,293RLDS,303RKP,333BHTS, 28THS)	S	-	-	S	S
Reversible Refrigerator Front Panels (Black or Salvaged Light Oak)	P	S	S	P	-
Washer/Dryer Prep (303RKDS, 333RETS, 343BHTS, 39MKTS, 39RLTS)	S	-	-	-	P

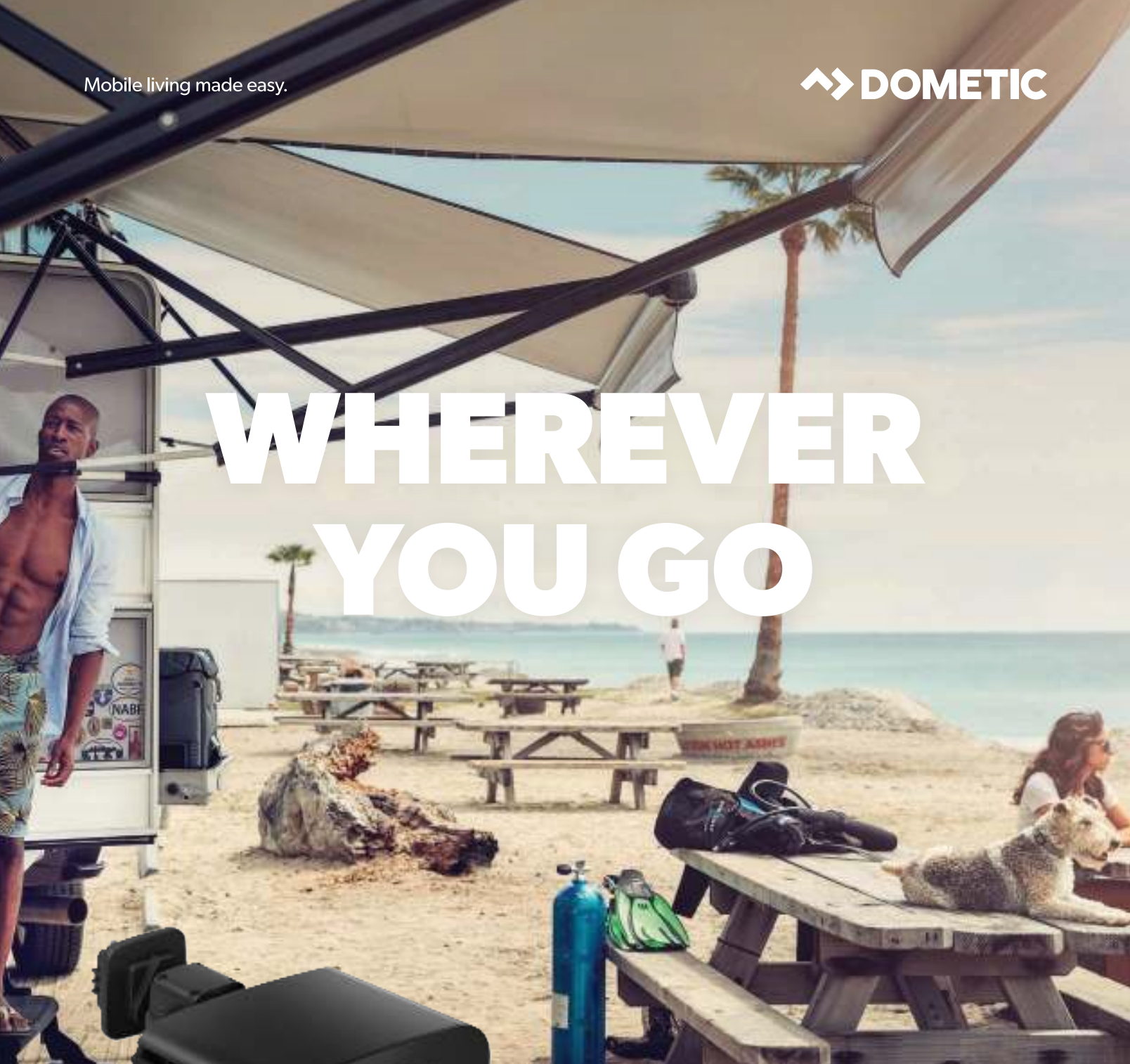
OPTIONS

	LEGACY	SUMMIT 8	SUMMIT 7	TRAILBLAZER	DESTINATION
15,000 BTU Ducted A/C IPO 13.5 A/C	O	O	O	O	S
Enclosed, Fully Sealed Underbelly	P	O	-	P	O
SolidStep Entrance Steps IPO Flip-Down Steps (Main Entrance Only)	O	O	O	O	-
50 Amp Service w/2nd 13.5 A/C (28THS, 29THS, 291BHS,293QBCK,293RLDS, 303QBCK, 303RKP, 303RKDS, 313DBDSCK, 323BHDSCK, 333BHTSCK, 333RETS, 343BHTS)	O	O	O	O	-
50 Amp Service w/2nd A/C Prep (28THS, 29THS, 291BHS,293QBCK,293RLDS, 303QBCK, 303RKP, 303RKDS, 313DBDSCK, 323BHDSCK, 333BHTSCK, 333RETS, 343BHTS)	O	O	-	O	-
2ND 13.5 A/C	-	-	-	-	O
10 Cu. Ft. 12V Refrigerator (N/A 283RKS, 303RKDS, & 313DBDS)	O	-	-	-	-
Two 30lb. LP Bottles w/Cover	O	O	-	O	S
Free Standing Table w/4 Chairs (N/A U-Dinette Floorplans)	O	-	-	-	O
Tri-Fold Hide A Bed Sofa	O	-	-	O	S
Bar Stools (Suggested 243RBS)	O	-	-	-	S
30" Furrion Fireplace (N/A 263RLS)	O	-	-	-	S
Full Size Exterior Camp Kitchen (291BHS & 40BHTS)	-	O	-	-	O
Pull Out Camp Kitchen (261BHS)	-	O	-	-	-
Full Wall w/Pocket Door & Wall Mirror (261BH Only)	-	O	-	-	-
2nd Queen Bed IP Bunkroom & Camp Kitchen (343BHTS Only)	O	-	-	-	-
Ramp Door Patio System	-	-	-	O	-
Power Electric Awning w/ 12V Power Channel and LED Light and Directional Spotlight Attachment	P	P	-	P	O
Spare Tire w/ Tire Carrier & Cover	S	S	S	S	O
Non-Self Contained w/Porcelain Toilet	-	-	-	-	O
Detachable Hitch	-	-	-	-	O
Fuel Station w/ 30 Gallon Fuel Tank (28THS Only)	-	-	-	O	-
CSA Standards	O	O	O	O	O

Mobile living made easy.

 **DOMETIC**

WHEREVER YOU GO



KEEP COOL

On super hot days, add the comfort of a PowerChannel Fan to your outdoor enjoyment. It's fully adjustable and offers fixed or oscillating operation to keep you cool anywhere under the awning. Includes a full safety metal grille and long-life motor. Connects directly to PowerChannel Awning or hardware for easy, breezy comfort.

To find out more, visit [dometic.com](https://www.dometic.com)

DOMETIC POWERCHANNEL FAN



GET THE MOST OUT OF YOUR RV EXPERIENCE WITH OUR INTERACTIVE OWNERS GUIDE APPLICATIONS.



CONNECT WITH US



CATALINA





**24/7 EMERGENCY
ROADSIDE ASSISTANCE
WITH VEHICLE PURCHASE***

<p>TOWING JUMP-STARTS TIRE CHANGES FLUID DELIVERY LOCKOUT SERVICE</p>	<p>WINCH-OUT MOBILE MECHANIC TECHNICAL SUPPORT DEALER LOCATOR SERVICES</p>
---	--



**SAFERIDERV
MOTOR CLUB**

*VALID FOR 1 YEAR FROM DATE OF PURCHASE

CUSTOMER SATISFACTION



www.ForestRiverBuyLocal.com

GVWR (Gross Vehicle Weight Rating) - is the maximum permissible weight of the unit when fully loaded. It includes all weights, inclusive of all fluids, cargo, optional equipment and accessories. For safety and product performance do NOT exceed the GVWR.

GAWR (Gross Axle Weight Rating) - is the maximum permissible weight, including cargo, fluids, optional equipment and accessories that can be safely supported by a combination of all axles.

UVW (Unloaded Vehicle Weight)* - is the typical weight of the unit as manufactured at the factory. It includes all weight at the unit's axle(s) and tongue or pin and LP Gas. The UVW does not include cargo, fresh potable water, additional optional equipment or dealer installed accessories.

*Estimated Average based on standard build optional equipment.

CCC (Cargo Carrying Capacity)** - is the amount of weight available for fresh potable water, cargo, additional optional equipment and accessories. CCC is equal to GVWR minus UVW. Available CCC should accommodate fresh potable water (8.3 lbs per gallon). Before filling the fresh water tank, empty the black and gray tanks to provide for more cargo capacity.

** Estimated average based on standard build optional equipment

Each Forest River RV is weighed at the manufacturing facility prior to shipping. A label identifying the unloaded vehicle weight of the actual unit and the cargo carrying capacity is applied to every Forest River RV prior to leaving our facilities. The load capacity of your unit is designated by weight, not by volume, so you cannot necessarily use all available space when loading your unit.

All information contained in this brochure is believed to be accurate at the time of publication. However, during the model year, it may be necessary to make revisions and Forest River, Inc., reserves the right to make all such changes without notice, including prices, colors, materials, equipment and specifications as well as the addition of new models and the discontinuance of models shown in this brochure. Therefore, please consult with your Forest River, Inc., dealer and confirm the existence of any materials, design or specifications that are material to your purchase decision.

To learn more about Coachmen RV and our products and see how Coachmen is leading the great outdoors, visit www.coachmenrv.com


Coachmen Industries 423 N. Main St., Middlebury, IN 46540
Phone: 574-825-5821

We are proud of our Coachmen Families. Share your memories at:




COACHMEN OWNERS ASSOCIATION

FREE MEMBERSHIP
www.coachmenowners.com



Learn More
Scan this barcode using a QR Reader on your smart phone to learn more about Forest River.



FOREST RIVER

A Berkshire Hathaway company.

YOUR CATALINA DEALER