

WILDWOOD XLITE



WE DON'T WAIT FOR THE FUTURE. **WE BUILD IT!**





171RBXL
CLAY INTERIOR
3,798 LBS
DRY WEIGHT



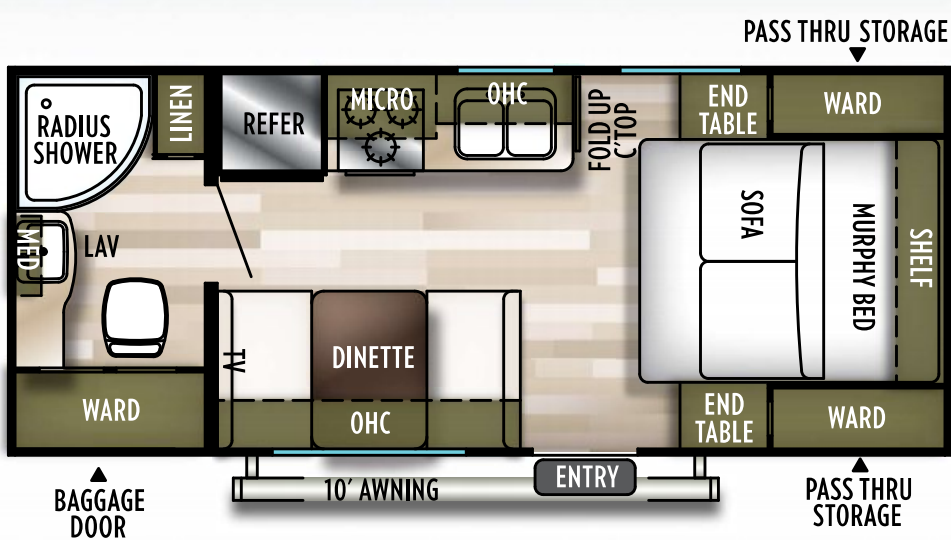
**ROCK-SOLID
STABILIZING JACKS**
EACH JACK HOLDS UP TO 5,000 LBS.

X-LITE



**UNSTABLE
& UNEASY**

COMPETITION



**REFINED
PRIVACY**

X-LITE



WHO KNOWS?



SOLID STEP

X-LITE



BRIGHT LIGHTS

X-LITE



DIM, DEPRESSING LIGHTS

COMPETITION



BLEASY

TION

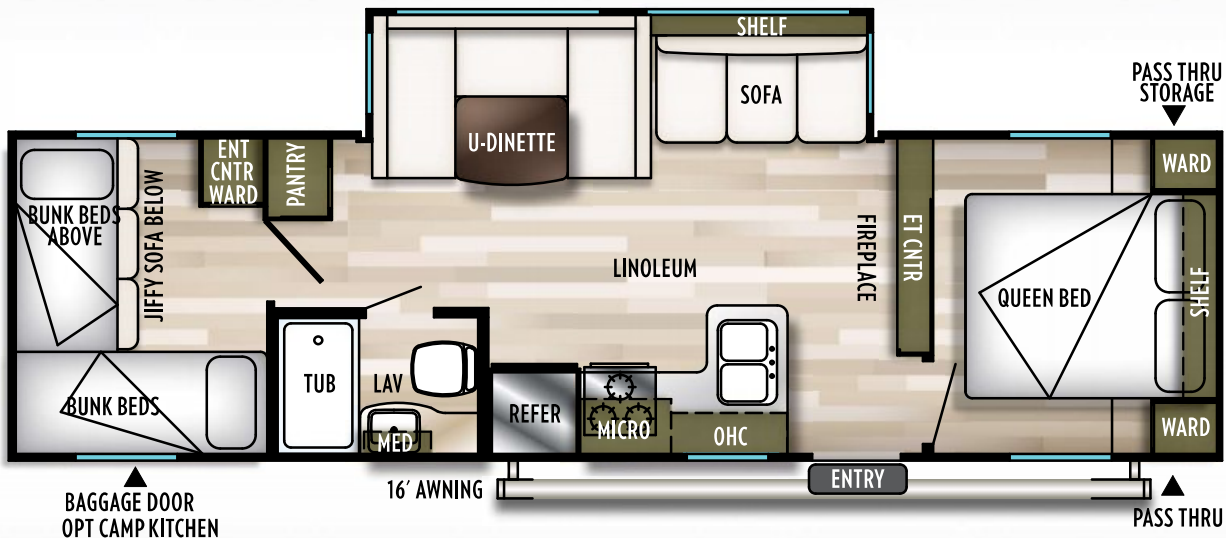


WHO KNOWS?

COMPETITION

WHEN YOU
COMPARE
THE DIFFERENCE IS CLEAR.

273QBXL
CLAY INTERIOR
5,937 LBS
DRY WEIGHT



**SMALL
REFRIGERATOR
6 CU. FT.**

COMPETITION

**WOW!
LOOK AT THE SIZE OF THAT
REFRIGERATOR**

10.7 CU. FT.

X-LITE

**PANORAMIC
BEAUTY**

X-LITE

WHO KNOWS?

COMPETITION

WHO KNOWS?

COMPETITION

WHEN YOU
COMPARE
THE DIFFERENCE IS CLEAR.



Stainless Steel Appliance Package

Low Profile, Stainless Steel Residential Style Vent Hood

"High Definition" Countertops

Recessed "Furrion" Stove with Glass Cover

10.7 cu. ft. 12 volt refrigerator (Almost double the size of a typical fridge!)

Mushroom Style LED Interior Lights

Adjustable Ducted (Ducted)

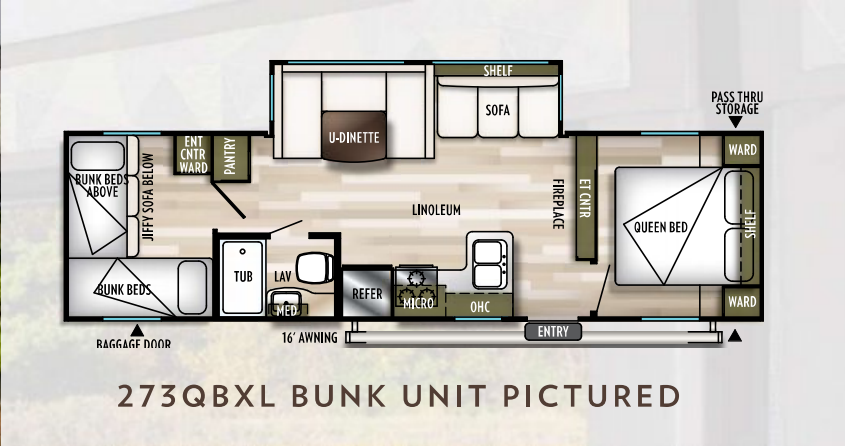
Teddy Bear® plush bunk mattresses.

Shaw® Linoleum Scratch, Tear, and Cold Crack Resistant Flooring.

Adjustable vents in
ceiling (A/C
Optional)

Modern Cloth Roller
Shades in Living Areas

Massive Panoramic Windows
(varies by floorplan)

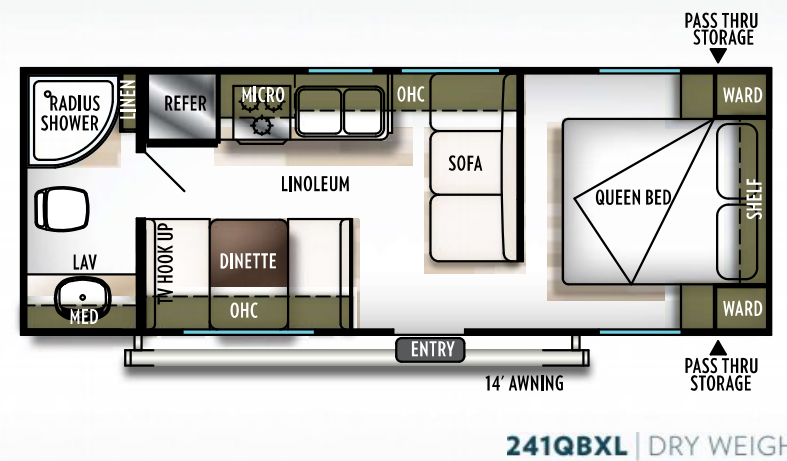
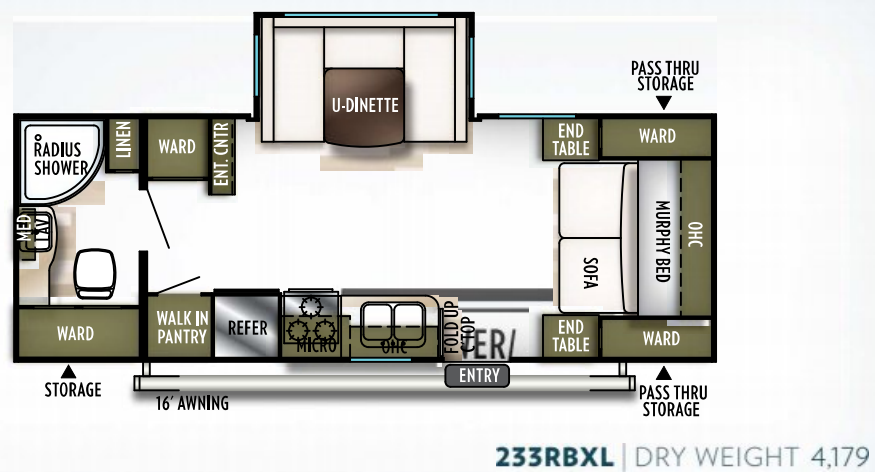
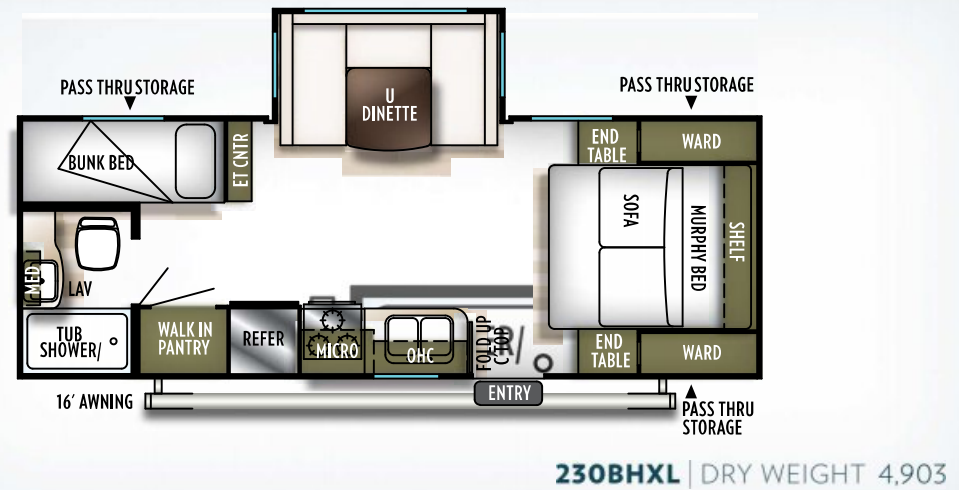
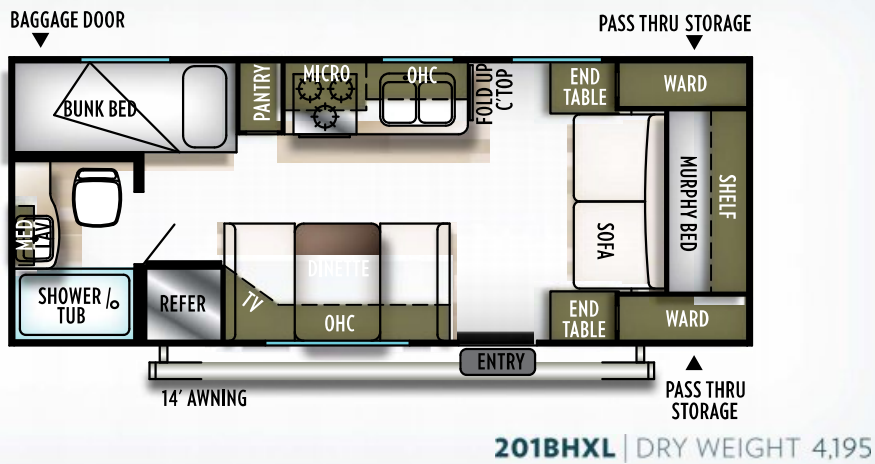
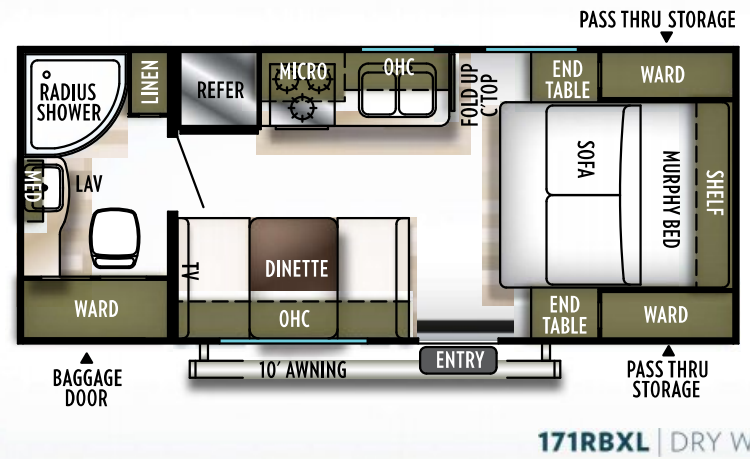
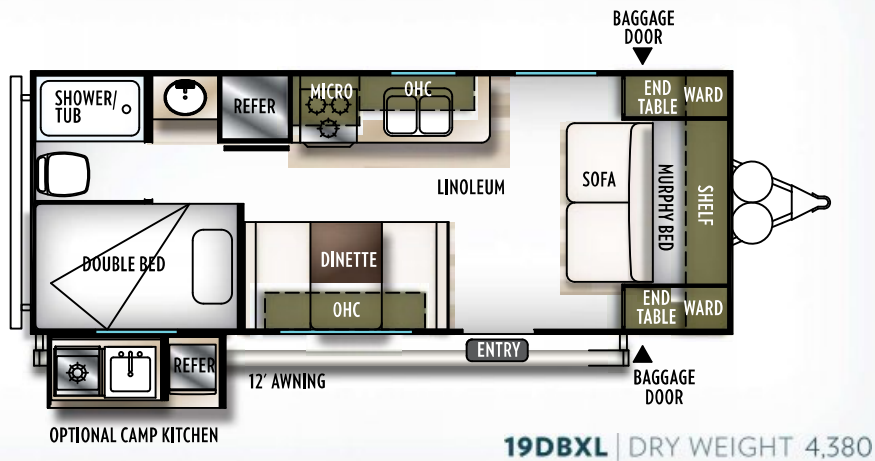


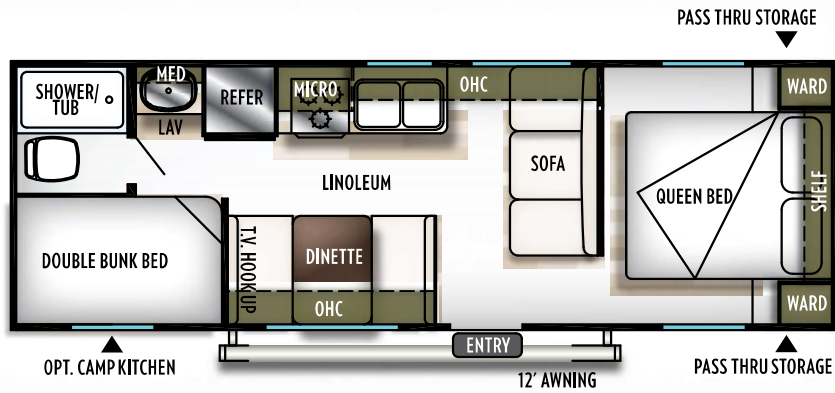
atch,

INTERIOR FEATURES

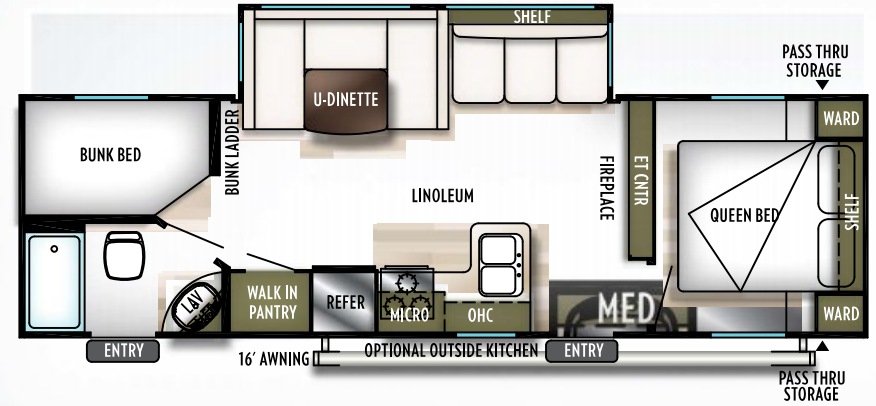
Double-Stitched
Pillow Back Jiffy Sofa

SOME FEATURES SHOWN HAVE LIMITED AVAILABILITY.
MARBLE INTERIOR

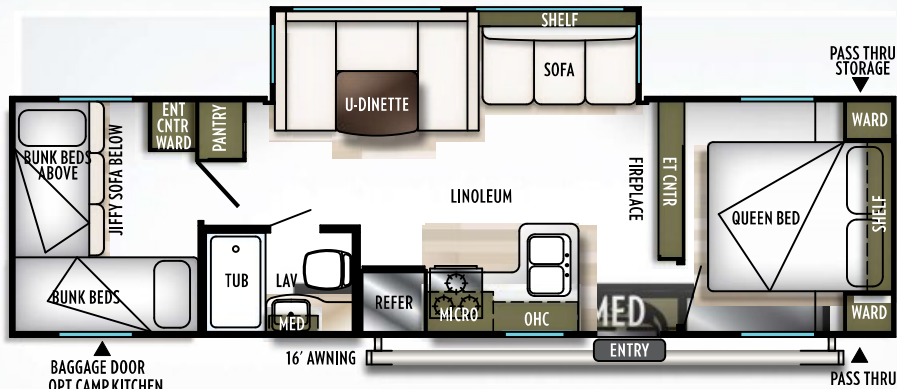




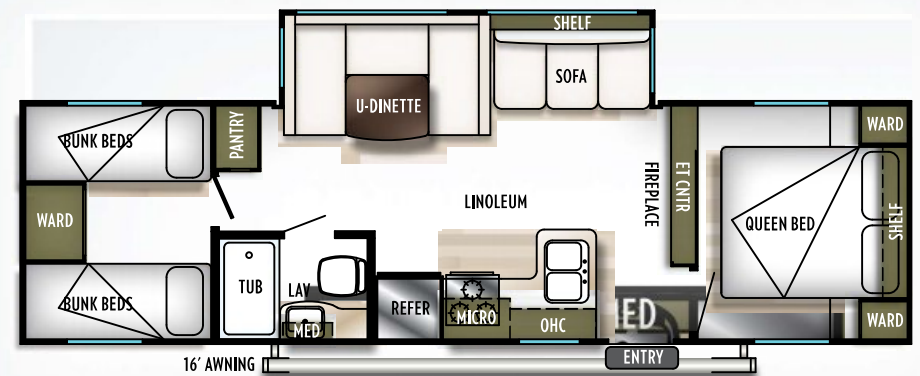
261BHXL | DRY WEIGHT 4,314



263BHXL | DRY WEIGHT 5,816



273QBXL | DRY WEIGHT 5,937



282QBXL | DRY WEIGHT 6,155

WILDWOOD FLOORPLAN KEY

Pillows and blankets shown on beds and bunks are for demonstration purposes only and do not come with your new coach.

- OHC**
OVERHEAD CABINET
- WARD**
WARDROBE
- MICRO**
MICROWAVE
- LAV**
BATHROOM SINK

	171RBXL	19DBXL	201BHXL	230BHXL	233RBXL	241QBXL	261BHXL	263BHXL	273QBXL	282QBXL
HITCH WEIGHT (LBS.)	521	520	528	694	716	499	434	682	680T	636
AXLE WEIGHT (LBS.)	3277	3860	3667	4209	4179	3636	3880	5134	5257	5519
UNLOADED VEHICLE WEIGHT (LBS.)	3798	4380	4195	4903	4895	4135	4314	5816	5937	6155
CARGO CARRYING CAPACITY (LBS.)	3685	3102	3295	2753	2783	3326	3082	1828	1705	1443
EXTERIOR LENGTH (LBS.)	22' 5"	24' 8"	23' 7"	25' 10"	26' 3"	26' 11"	28' 7"	31' 5"	33' 8"	33' 4"
EXTERIOR HEIGHT (LBS.)	10' 1"	10'	10' 1"	10' 1"	10' 6"	9' 11"	10' 1"	10' 4"	10' 3"	10' 3"
FRESH WATER (GAL.)	38	38	38	38	38	38	38	38	38	38
BLACK WATER (GAL.)	30	30	30	30	30	30	30	30	30	30
GREY WATER (GAL.)	30	30	30	30	30	40	30	30	30	30
TIRE SIZE (IN.)	14	14	14	14	14	14	14	14	14	14

WILDWOOD X-LITE

POPULAR FEATURES

1. Extra Large Cabinet with Base Shelf For Maximized Storage
2. Recessed Stove Top with Glass Stove Cover For Additional Cooking/Prep Space
3. 5/8" Tongue and Groove Plywood Floor Decking, Much Stronger, More Durable and Longer Lasting than the Competitor's OSB.
4. New upgraded exteriors with:
 - A. Tuff-Coat finish which resists scratching and dents.
 - B. Friction Hinges on doors - no more broken holders.
 - C. Lighted Speakers for that relaxing glow.
 - D. LED light under awning.
 - E. Baggage Door Magnets (no more broken clips)
 - F. Black wheels with metal hubs!
5. Blue-tooth Stereo With Remote: Also Includes HDMI Pass-Through, And Contemporary New "Slim Design")
6. White LED Awning Light (Limited Time Option*)
7. Solid Double Step For Easy Entry. Adjustable Legs for Uneven Terrain, and Safety Locking Mechanism. (Limited Time Option*)
8. Over Slide White LED Accent Lighting (Limited Time Option*)
9. LED Interior Mushroom-Style Lights (Limited Time Option*)

* See your dealer for more details about our Limited Time Options



PLYWOOD

OSB

3



WILDWOOD X-LITE

STANDARDS & OPTIONS

STANDARD FEATURES

- NEW 10.7 cu ft extra large 12 volt refrigerator
- NEW Stow and go storage under Master Bed, with shoe nook (per floorplan)
- New 2 blue-glow lighted exterior speakers
- NEW - Stainless Steel Furion Microwave
- Stainless steel single pole faucet
- Large entertainment center, allows up to 55" TV (Some models)
- Aerodynamic front profile
- Mortise and tenon shaker style cabinet door
- 3 Burner cook top
- 13.5K A/C (Non-ducted)
- Diamond plate rock guard
- Digital TV antenna w/ booster
- Cable / satellite ready
- Bluetooth FM stereo w/ remote (Limited time option*)
- "Teddy bear" bunk mattress
- 2 - 80 lb. gas struts under main bed
- Shoe nook at the end of the main bed (Per floorplan)
- Large tables at U-dinette
- 2 - 20 lb. LP bottles w/ hard cover
- Extra large kitchen overhead cabinets with base shelf
- Water heater by-pass
- Ball bearing drawer guides
- 6 Gal. Gas DSI water heater
- Radius shower enclosure (Per floorplan)
- Pass thru storage
- High definition countertops
- 78" Interior height
- Brushed nickel cabinet hardware
- Shaw® linoleum flooring

- Manual awning
- Bedspread for main bed

POPULAR OPTIONS

- Skylight over tub
- Range w/ oven IPO cook top
- Spare tire & carrier
- Ducted A/C
- Outside camp kitchen (Certain models)

LIMITED TIME OPTIONS

(Contact your local dealer for more information)

- SolidStep Double Step (Main Door Only)
- Exterior LED Light Strip Under Awning
- New Recessed Stove Top w/Glass Stove Cover
- Modern Cloth Roller Shades w/AutoStop (Living, Bed)
- Green Pkg: Furion Solar Prep & LED Mushroom Lights
- Power Awning w/Adjustable Legs
- New True Stabilizer Jacks w/J.T. Strong Arms
- Power Tongue Jack w/LED Light
- Stainless Steel Roll Up Sink Cover
- Bluetooth Stereo with Remote
- Ext. Convenience Pkg: Friction Hinge & Baggage Door Magnets
- Furion Backup Camera Prep
- Furion Appliance Package - Stainless Steel/Black
- 10.7-Volt Everchill Stainless Steel Refrigerator

* See your dealer for more details about our options and our Best in Class value package

6



9





24/7 EMERGENCY ROADSIDE ASSISTANCE WITH VEHICLE PURCHASE*

TOWING
JUMP-STARTS
TIRE CHANGES
FLUID DELIVERY
LOCKOUT
SERVICE

WINCH-OUT
MOBILE MECHANIC
TECHNICAL
SUPPORT
DEALER LOCATOR
SERVICES



*VALID FOR 1 YEAR FROM DATE OF PURCHASE

FREE MEMBERSHIP to Forest River Owners' Group

www.forestriverfrog.com



Learn More
Scan this barcode using
a QR Reader on your
smart phone to learn
more about Forest River.



A Berkshire Hathaway company.

FOREST RIVER, INC. 55470 C.R. 1 ELKHART, IN 46515 | (574) 533-5934
WWW.FORESTRIVERINC.COM/WILDWOOD | WWW.FORESTRIVERACCESSORIES.COM



PRE-DELIVERY INSPECTION FACILITY

20,000 square feet of quality assurance. The bare essentials for a premium product. This state-of-the-art facility gives immediate daily feedback to production for quality assurance in every unit built.

Specification Definitions

GVWR (Gross Vehicle Weight Rating) - is the maximum permissible weight of the unit when fully loaded. It includes all weights, inclusive of all fluids, cargo, optional equipment and accessories. For safety and product performance do NOT exceed the GVWR.

GAWR (Gross Axle Weight Rating) - is the maximum permissible weight, including cargo, fluids, optional equipment and accessories that can be safely supported by a combination of all axles.

UVW (Unloaded Vehicle Weight)* - is the typical weight of the unit as manufactured at the factory. It includes all weight at the unit's axle(s) and tongue or pin and LP Gas. The UVW does not include cargo, fresh potable water, additional optional equipment or dealer installed accessories.

*Estimated average based on standard build optional equipment.

CCC (Cargo Carrying Capacity)** - is the amount of weight available for fresh potable water, cargo, additional optional equipment and accessories. CCC is equal to GVWR minus UVW. Available CCC should accommodate fresh potable water (8.3 lbs per gallon). Before filling the fresh water tank, empty the black and gray tanks to provide for more cargo capacity.

** Estimated average based on standard build optional equipment

Each Forest River RV is weighed at the manufacturing facility prior to shipping. A label identifying the unloaded vehicle weight of the actual unit and the cargo carrying capacity is applied to every Forest River RV prior to leaving our facilities.

The load capacity of your unit is designated by weight, not by volume, so you cannot necessarily use all available space when loading your unit.

All information contained in this brochure is believed to be accurate at the time of publication. However, during the model year, it may be necessary to make revisions and Forest River, Inc., reserves the right to make all such changes without notice, including prices, colors, materials, equipment and specifications as well as the addition of new models and the discontinuance of models shown in this brochure. Therefore, please consult with your Forest River dealer and confirm the existence of any materials, design or specifications that are material to your purchase decision. Litho. U.S.A. FOR 1537 W: 2019.01.14

MEET YOUR WILDWOOD DEALER 2019

CUSTOMER SATISFACTION



www.ForestRiverBuyLocal.com



X-LITE



WILDWOOD



HERITAGE GLEN



DLX | LODGE | GRAND LODGE