




OUTBACK



DESIGNED FOR A LIFETIME OF RVING





OUTBACK

DESIGNED FOR A LIFETIME OF RVING

What do you get when you combine the latest features, the best components and industry leading quality? You get an Outback. Whether you're looking for a small trailer for those quick weekend getaways or all the comforts of home for a cross country adventure Outback has something that fits your needs. See why Outback truly is Designed For A Lifetime of RVing!



OUTBACK *Ultra-Lite* **TRAVEL TRAILERS**

TOPS IN TOWING. Outback Ultra-Lite provides the comfort you need without all the weight. Get the maximum amount of space while minimizing your weight in one of the Outback Ultra-Lite models. Designed for today's smaller trucks and SUV's.



PAGES 4-11



OUTBACK **TRAVEL TRAILERS**

COMFORTABLY CAMPING. Maximum features, maximum storage and maximum comfort. You are going to find Outback is designed for a lifetime of RVing.



PAGES 12-18





OUTBACK

ULTRA-LITE



299URL SHOWN IN PATINA DECOR



299URL KITCHEN AND ENTERTAINMENT CENTER



320UBH BEDROOM



320UBH OUTSIDE KITCHEN



320UBH EXTERIOR STORAGE UNDER BUNKS



Outback Ultra-Lite's compact design comes in travel-friendly lengths and a variety of floorplans. The Outback Ultra-Lite is loaded with many standard features not seen on other ultra-lites and still towable by many smaller vehicles.

***CHECK WITH YOUR VEHICLE MANUFACTURER FOR TOWING SPECIFICATIONS**



290UBH SHOWN IN MINERAL DECOR



290UBH GLASS SHOWER DOORS IN BATHROOM AND PANTRY BEHIND ENTERTAINMENT CENTER



HAPPY JACK BUNK BEDS CREATE HUGE AMOUNTS OF STORAGE BELOW

ULTRA-LITE TOP FEATURES



3/4 Front cap



Backup camera prep
(N/A 2100RS, 2400RS, 2500RS)



Max-Store dinette



Solar prep



32" High Definition Televisions are standard in most Outback Ultra-lite models.



Power awning with LED strip light



No crank up Omni HDTV antenna



Enclosed underbelly



Aluminum truss roof system



Magnetic Door Catches are easy to use and will not break. One inch thick baggage doors are also standard.



Power tongue jack



USB charging ports



Frameless windows



Furrion TV and Stereo - All Controlled by One Remote



Double welded aluminum cage construction in walls, roof and floors.



Textured skirt metal with weather encapsulated trim



8 cubic foot refrigerator

OUTBACK

ULTRA-LITE



ROOF

1. Seamless One-Piece TPO Roof
2. Luan Decking
3. R-14 Blanket Insulation
4. 5" Radius, Galvanized Steel Roof Trusses
5. Full Length Drip Rail

SIDEWALL

6. Gel-Coated Pearl White Fiberglass Exterior
7. 1/8" Luan Wall Backing
8. R-7 Solid Block Foam Insulation
9. 1 1/2" Box Welded Aluminum Frame Walls
10. Interior Decorative Wall Board
11. Diamond Plate on Front Cap

FLOOR

12. Residential Grade Linoleum
13. Floor Decking
14. R-10 Block Foam Insulation
15. Welded Aluminum Floor Joists
16. Bottom Layer Luan Decking
17. Darco Vapor Barrier Wrap
18. One Piece, Polypropylene Enclosed and Heated Underbelly
19. In Floor Residential Ducted Heat

CHASSIS

20. 7 1/2" and 9" Powder Coated Steel NXG Frame from BAL
21. Leaf Spring Suspension System
22. EZ Lube Axles with 10" Electric Brakes
23. 3-Step Entry Mounted to Frame
24. Step Light

OUTBACK ULTRA-LITE TRAVEL TRAILERS

CONSTRUCTION

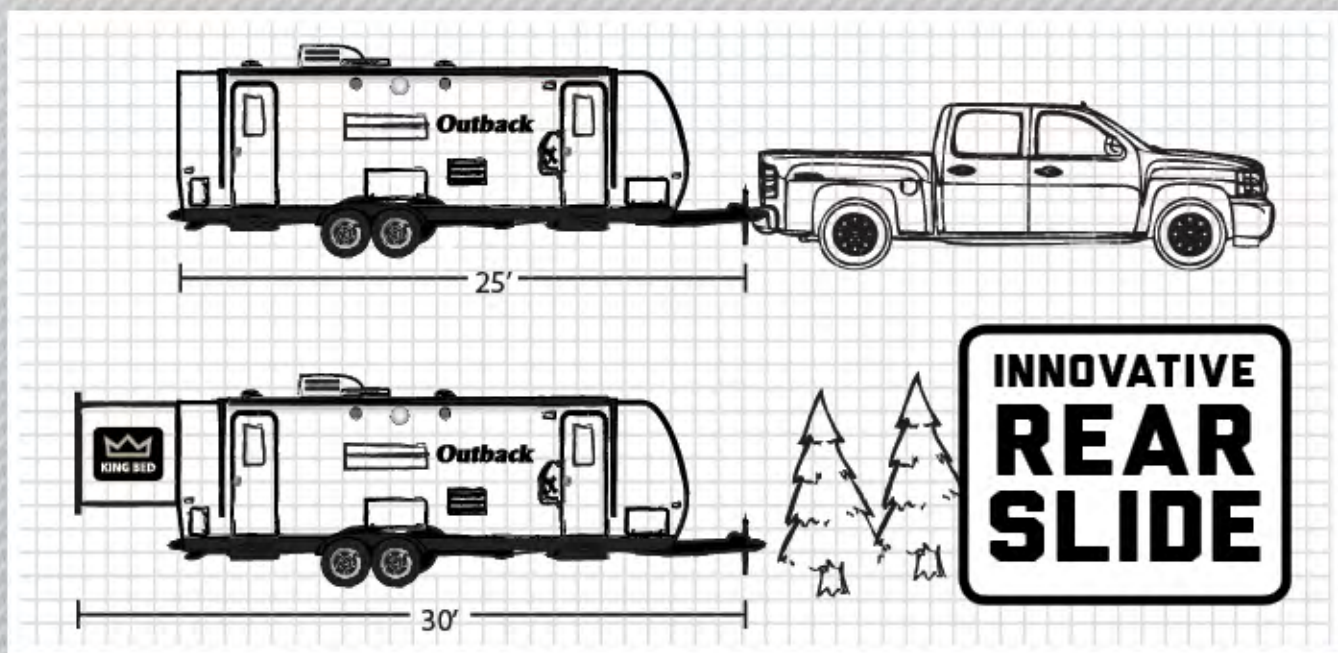


240URS CLOSED



240URS OPEN

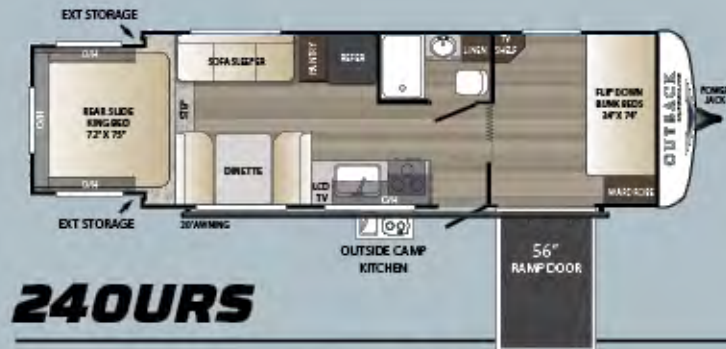
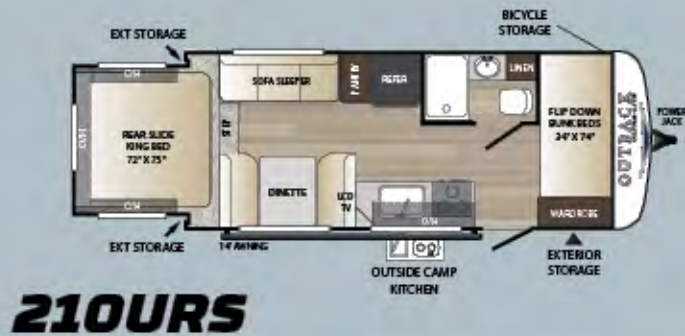
INNOVATIVE REAR SLIDE KING BEDS



WITH TOWING LENGTHS FROM 23 TO 28 FEET, THE OUTBACK KING BED REAR SLIDES GROW ON YOU – LITERALLY.

The rear slideout expands the overall length 5 feet when camping offering much more space at the push of a button.

OUTBACK
ULTRA-LITE



REAR SLIDE WEIGHTS AND MEASUREMENTS

MODEL	SHIPPING WEIGHT	CARRYING CAPACITY	HITCH	LENGTH*	WIDTH	HEIGHT	FRESH WATER	WASTE WATER	GRAY WATER	LPG	AWNING
210URS	4415	2085	510	23'	8'	10' 7"	43	30	30	40	14'
240URS	4950	2580	530	28' 3"	8'	10' 7"	43	30	30	40	20'
250URS	5225	2360	585	27' 9"	8'	10' 7"	43	30	30	40	19'

*Length is defined as the distance from the centerline to the hitch pin/coupler to rear bumper of the trailer. SEE DISCLAIMER ON BACK PAGE.



210URS



220URB



240URS



250URS



255UBH



NEW 260UML



272UFL



NEW 290UBH



293UBH



NEW 299URL



314UBH



NEW 320UBH

ULTRA LITE WEIGHTS AND MEASUREMENTS

MODEL	SHIPPING WEIGHT	CARRYING CAPACITY	HITCH	LENGTH*	WIDTH	HEIGHT	FRESH WATER	WASTE WATER	GRAY WATER	LPG	AWNING
210URS	4476	2024	485	23'	8'	10' 7"	43	30	30	40	14'
220URB	4873	2667	540	26'	8'	10' 7"	43	30	30	40	12'
240URS	5155	2445	640	28' 3"	8'	10' 7"	43	30	30	40	20'
250URS	5322	2263	585	27' 9"	8'	10' 7"	43	30	30	40	19'
255UBH	5177	2373	550	28' 5"	8'	10' 7"	43	30	60	40	15'
260UML	5545	2055	645	30' 6"	8'	10' 7"	43	30	60	40	20'
272UFL	5070	1630	660	31' 9"	8'	10' 7"	43	30	30	40	19'
290UBH	6065	1535	630	33'	8'	10' 7"	43	30	60	40	20'
293UBH	5865	1735	725	33' 6"	8'	10' 7"	43	30	60	40	18'
299URL	5805	1775	675	33' 11"	8'	10' 7"	43	30	60	40	20'
314UBH	6675	1825	775	37' 10"	8'	10' 7"	43	30	60	40	20'
320UBH	6510	1990	745	37' 10"	8'	10' 7"	43	30	60	40	20'

*Length is defined as the distance from the centerline to the hitch pin/coupler to rear bumper of the trailer. SEE DISCLAIMER ON BACK PAGE.

OUTBACK ULTRA LITE STANDARDS & OPTIONS

LIVING AREA

- Hand glazed mystic maple cabinetry
- 36" flush floor slides
- Large panoramic windows
- Pre-drilled and screwed cabinetry
- Custom designed box valance
- Linoleum flooring
- Large wood side drawers with steel guides
- Large overhead cabinets
- 32" HDTV (most models)
- Pleated shades
- USB charging port
- Batten ceiling accents
- LED lights

KITCHEN

- Deep single basin sink with 3" drains
- 8 cu. ft. refrigerator
- High-rise faucet
- Stainless steel microwave
- Upgraded laminate countertops
- Pantry w/removable shelves (most models)

BEDROOM

- Deluxe innerspring mattress
- TV hook-up
- Jalousie windows for maximum ventilation
- Residential bedspread
- His and her lights
- 2 shirt closets
- TV cubby (most models)

BATHROOM

- Power roof vent
- Skylight over tub
- Tub surround
- Deluxe medicine cabinet
- Large linen closet (most models)
- Radius shower (260, 272, 299, 320)

APPLIANCES

- AM/FM/CD stereo with DVD player, MP3 hookup and bluetooth enabled (N/A in 210URS, 240URS, and 250URS)
- 8 cu. ft. refrigerator
- 3 burner range with oven
- Six gallon gas/electric DSI water heater by pass with 16.2 gallons per hour "quick recovery"
- 13,500 BTU AC wall thermostat
- 35,000 BTU furnace
- Stainless steel microwave

EXTERIOR STANDARDS

- Polar White fiberglass
- Frameless tinted windows
- Triple radius entry step
- Black tank flush
- Backup camera prep (N/A: 210, 240, 250)
- Extra large baggage doors, 1" thick with continuous hinge and rubber D-seal
- Extended drip caps and full length drip rail
- Porch light/step light
- Hitch light
- Weather encapsulated body trim
- Exterior 120V receptacle
- Heated enclosed underbelly
- LP tank cover
- Automotive style fender skirts
- Double welded dual battery brackets
- Exterior speakers
- Easy lube axles
- Outside camp kitchen (most models)
- Exterior quick connect LP hook-up
- Stabilizer jacks (4)
- Satellite prep
- Magnetic door holders
- Aluminum rims
- Front diamond plate rock guard
- Oversized exterior grab handle
- Power tongue jack
- Off door side activity light
- Friction hinge entry door (most models)

WALLS - CONSTRUCTION

- Welded aluminum walls with R7 insulation
- Solid block foam insulation

ROOF

- 5" galvanized steel, trusses on 16" centers
- One-piece TPO roof (tan)
- R14 blanket insulation

FLOOR

- 2" welded aluminum laminated floor
- R10 block foam insulation
- Wrapped vapor barrier
- Polypropylene enclosed heated underbelly encloses tanks and valves

CHASSIS

- Leaf spring equalizing suspension system
- Powder coated NXG frame from BAL
- EZ lube axles
- 10"- electric brakes
- 14" radial tires
- 14" spare tire, carrier & cover

UTILITIES

- 55-amp converter
- 20 lbs. LP bottles with auto changeover (2)
- Omni Directional TV antenna
- Detachable 30-amp shore power line
- LP leak detector
- Smoke detector
- Carbon monoxide detector
- Fire extinguisher
- Tinted safety glass windows
- Break-away switch
- Safety chains
- Manual slide backup on all electric slide outs
- Carbon monoxide detector
- 60 gallon grey water capacity (most models)

ULTRA-LITE EXTERIOR GROUP*

- Polar White colored fiberglass
- Laminated aluminum sidewalls
- Tinted safety glass windows
- Omni directional TV antenna
- Cable TV/Sat prep
- 14" Radial tires w/spare tire
- Stabilizer jacks
- Black tank flush
- Heavy duty easy lube axles
- Outside camp kitchen (most models)
- Electric awning w/LED strip lights
- Fully enclosed and heated underbelly
- Exterior speakers
- Patio light

ULTRA-LITE INTERIOR GROUP*

- AM/FM/CD/DVD Player - bluetooth enabled
- 3 Burner range with oven
- 32" LCD HDTV (most models)
- Skylight in bath
- Ducted A/C
- Microwave oven
- Pleated shades
- 6 Gal. gas electric DSI water heater with 16.2 quick recovery
- 8 cu. ft. refrigerator
- Deluxe sleeper sofa w/arm bolsters

OPTIONS

- 15,000 BTU Air Conditioner

* Denotes STD Build Options

DECOR

PATINA



MINERAL





OUTBACK



332FK FRONT DINETTE SHOWN IN MINERAL DECOR



335CG KITCHEN AND DINING AREA SHOWN IN PATINA DECOR



328RL ENTERTAINMENT CENTER WITH FIREPLACE



328RL DOUBLE REFRIGERATOR



335CG OUTSIDE KITCHEN



335CG GARAGE SHOWN IN PATINA DECOR



**335CG BEDROOM SHOWN
IN PATINA DECOR**

OUTBACK TRAVEL TRAILERS TOP FEATURES



MCD roller shades



USB charging ports



Stainless steel oven and microwave



Frameless windows



Power Tongue Jack



The Heated and Enclosed Underbelly



Painted fiberglass front cap w/Stone Guard and LED lights



Furrion TV, Stereo, Fireplace - All Controlled by One Remote



High gloss fiberglass sidewalls



Rear roof ladder w/fully walkable roof (N/A 335CG)



Non-crank Omni HDTV antenna



Walkable steel truss roof system



Double welded aluminum cage construction in walls and floors.



Aluminum entry steps



7.3 auto leveling system



Washer/dryer prep in master bedroom (326RL, 328RL, 330RL)



Folding cargo/bike rack



Textured skirt metal with weather encapsulated trim



OUTBACK

ROOF

1. Seamless One-Piece TPO Roof
2. 3/8" Fully Walkable Wood Decking
3. R-14 Blanket Insulation
4. 5" Radius, Galvanized Steel Roof Trusses
5. Full Length Drip Rail

SIDEWALL

6. Gel-Coated Pearl White High Gloss Fiberglass Exterior
7. 1/8" Luan Wall Backing
8. R-7 Solid Block Foam Insulation
9. 1 1/2" Box Welded Aluminum Frame Walls
10. Interior Decorative Wall Board
11. Painted Gel Coat Molded Fiberglass Front Cap w/ LED lights and Stone Guard

FLOOR

12. Residential Grade Stain Resistant Carpet and Linoleum
13. Floor Decking
14. R-10 Block Foam Insulation
15. Welded Aluminum Floor Joists
16. Bottom Layer Luan Decking
17. Darco Vapor Barrier Wrap
18. One Piece, Polypropylene Enclosed and Heated Underbelly
19. In Floor Residential Ducted Heat

CHASSIS

20. 10 1/2" Powder Coated Steel NXG Frame from BAL
21. Leaf Spring Suspension System
22. EZ Lube Axles with 10" Electric Brakes
23. 15" Radial Tires
24. Aluminum Entry Steps
25. Step Light

OUTBACK TRAVEL TRAILERS

CONSTRUCTION



NEW 266RB



298RE



312BH



324CG



325BH



326RL



328RL



330RL



332FK



333FE



NEW 335CG

WEIGHTS AND MEASUREMENTS

MODEL	SHIPPING WEIGHT	CARRYING CAPACITY	HITCH	LENGTH*	WIDTH	HEIGHT	FRESH WATER	WASTE WATER	GRAY WATER	LPG	AWNING
266RB	6655	1945	810	30' 10"	8'	11' 4"	53	38	76	60	20'
298RE	7825	1675	925	35' 8"	8'	11' 4"	53	38	76	60	18'
312BH	8058	1442	1030	36' 6"	8'	11' 4"	53	38	76	60	18'
324CG	7967	2533	985	37' 4"	8'	11' 4"	53	38	76	60	16'
325BH	8493	2007	980	37' 11"	8'	11' 4"	53	38	76	60	19'
326RL	8787	1713	1125	37' 5"	8'	11' 4"	53	38	76	60	12'
328RL	8680	1820	1075	37' 10"	8'	11' 4"	53	38	76	60	13'
330RL	8818	1682	1100	37' 10"	8'	11' 4"	53	38	76	60	13'
332FK	8547	1953	1105	37' 10"	8'	11' 4"	53	38	76	60	19'
333FE	8559	1941	1175	37' 10"	8'	11' 4"	53	38	76	60	15'
335CG	8245	2255	1265	37'	8'	11' 4"	53	38	76	60	19'

B.A.L. 7.3 AUTO LEVELING SYSTEM



Conveniently Located are Controls Protected from the Elements by a Locking Cover on Power Tongue Jack

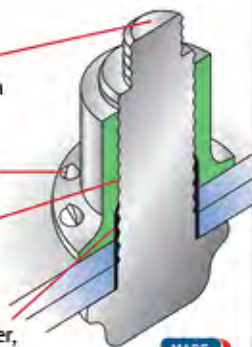


THE NXG FRAME PROVIDES SUPERIOR QUALITY AND IS HIGHLY ENGINEERED TO BE STRONG AND LIGHT WEIGHT

ALCOA BOBTAIL FASTENERS

Combining an advanced fastener design with the latest in easy-to-use, ergonomic installation tooling, the BobTail system delivers a strong connection and sets a new standard for ease of installation.

- Pintail-less design means reduced noise, no waste, and improved corrosion resistance.
- Visual evidence of successful installation provided by installation indicator.
- Collar material swaged into the lockgrooves forms a permanent, vibration-resistant connection.
- Low-swage technology allows for faster, lighter tooling with parts that last longer.



NXG FRAME

The Next Generation in RV Frame Technology



- Constructed with HSLA - High Strength Low Alloy Prime Steel with specifically controlled properties.
- CNC controlled rail fabrication allows placement of components precisely where the manufacturer wants them.
- Manual welding is minimized. Common components are robotically welded for consistent quality
- All fastened components are joined with Huck® fasteners provide consistent clamp load.



OUTBACK STANDARDS & OPTIONS

LIVING AREA

- Upgraded furniture package
- Hand glazed mystic maple cabinetry
- Lounge dinette
- 36" flush floor slides
- Large panoramic windows
- Pre-drilled and screwed cabinetry
- Custom designed box valance with soft curtains
- Linoleum flooring
- Large wood side drawers with steel guides
- Water soil, stain resistant fabrics
- Large overhead cabinets
- HDTV
- MCD roller shades*
- Vaulted ceiling
- Floor lights (2)
- USB charging port
- LED lighting
- Batten ceiling accent
- Hide-a-bed sofa
- Fireplace

KITCHEN

- Single basin sink with 3" drains
- Trash can storage*
- Two door 8 cu. ft. refrigerator
- High-rise faucet w/pullout sprayer*
- Utensil tray
- 3 burner range with oven*
- Microwave
- Upgraded laminate countertops*
- Stainless steel appliances
- Skylights over islands

BEDROOM

- Deluxe innerspring mattress
- TV hook-up
- Jalousie windows for maximum ventilation
- Residential bedspread
- Deluxe headboard
- His and her lights
- Bedroom speakers
- 2 Full length wardrobes
- Recessed cubby storage w/110 volt outlets (most models)
- USB charging port
- Washer/dryer prep (326RL, 328RL, 330RL)

BATHROOM

- Power roof vent
- Skylight over tub
- Porcelain foot flush toilet
- Tub surround*
- Radius shower (N/A 266RB, 312BH)
- Deluxe medicine cabinet
- Large linen closet (most models)

APPLIANCES

- Stainless steel
- DVD player with bluetooth remote control app
- Two door 8 cu. ft. refrigerator
- 3 burner range with oven*
- Six gallon gas/electric DSI water heater by pass with 16.2 gallons per hour "quick recovery"*
- 13,500 BTU AC wall thermostat
- 35,000 BTU furnace
- Microwave

EXTERIOR STANDARDS

- Painted fiberglass front cap w/LED strip lights and rock guard
- Black framed tinted jalousie safety glass windows
- Black tank flush
- Assist entry grab handle
- Extended drip caps and full length drip rail
- Security light (off door side)*
- Porch light
- Hitch light
- Step light
- Weather encapsulated body trim
- Exterior 120V receptacle
- Heated enclosed underbelly
- LP tank cover
- Automotive style fender skirts
- Double welded dual battery brackets
- Exterior speakers
- Easy lube axles
- Outside camp kitchen (most models)*
- Exterior quick connect LP hook-up
- LED Hitch lights
- Satellite prep
- Slam latch baggage doors w/magnetic door holders (select models)
- Rear ladder (N/A 335CG)
- Power tongue jack
- Black slide out endwalls
- Water docking station
- Power stabilizer jacks
- Aluminum entry steps
- Friction hinge entry door
- Rear max cargo rack
- PanaView Patent Pending windshield (332FK, 333FE)
- 7.3 auto leveling system
- Battery disconnect

WALLS - CONSTRUCTION

- Welded aluminum walls with R7 insulation
- Solid block foam insulation

ROOF

- 5" Radius, vaulted galvanized steel, tapered trusses on 16" centers
- 3/8" roof decking
- One-piece TPO roof (tan)
- R14 blanket insulation

FLOOR

- 2" welded aluminum laminated floor
- R10 block foam insulation
- Wrapped vapor barrier
- Polypropylene enclosed heated underbelly encloses tanks and valves

CHASSIS

- Leaf spring equalizing suspension system
- Powder coated I-beam
- 10" - electric brakes
- 15" radial tires*
- 15" spare tire, carrier & cover*
- Aluminum rims*

UTILITIES

- 75-amp converter
- 30 lbs. LP bottles with auto changeover
- Omni directional hands-free TV/Radio antenna
- 50-amp shore power line
- LP leak detector
- Smoke detector
- Carbon monoxide detector*
- Fire extinguisher
- Tinted safety glass windows
- Break-away switch
- Safety chains
- Manual slide backup on all electric slide outs
- 12 Volt battery disconnect
- Carbon monoxide detector
- RVIA
- Radial Tires
- 15" spare tire, carrier, and cover
- Aluminum rims

OUTBACK DESIGNER PACKAGE*

- Coat hooks (most models)
- Utensil rack
- Innerspring mattress
- Bedspread
- LP cover
- MCD roller shades
- Decorative wall lights
- Trash can

OUTBACK COMFORT PACKAGE*

- 13,500 BTU ducted air conditioner
- TV antenna/cable
- AM/FM/CD stereo with bluetooth
- Microwave
- Entry assist handle

PREMIUM PACKAGE*

- Polar white medallion high gloss exterior fiberglass
- Frameless windows
- Theater seating (298RE, 325BH, 326RL, 328RL, 330RL, 332FK, 333FE)
- Solid surface countertops w/pullout faucet
- Rear max cargo rack

POPULAR OPTIONS

- Free-standing dinette
- Second air conditioner
- 15,000 BTU air conditioner
- Theater seating (266RB, 324CG, 335CG)

* Denotes STD Build Options




OUTBACK

DECOR

PATINA



MINERAL





WIRED FOR PERFORMANCE

THE ONLY TOWABLE MANUFACTURER TO INCORPORATE COLOR-CODED AND NUMBERED ELECTRICAL WIRING ON ALL PRODUCTS

- Creates a clean, well organized wiring layout
- Makes it easy to trace electrical circuits and saves troubleshooting time



SUPERCHARGED A/C COOLING

TUF-LOK THERMOPLASTIC COUPLERS FORM A PERMANENT, CRUSH-RESISTANT SEAL IN YOUR AIR-CONDITIONING DUCT

- Securely joins ductwork and air conditioning units
- Crush-resistant design won't pull apart due to rough roads, heat and stress
- Dramatically reduces chilled-air leaks to boost cooling efficiency and comfort



IN-FLOOR RESIDENTIAL HEAT-DUCTS

RESIDENTIAL IN-FLOOR HEAT-DUCT SYSTEM JUST LIKE IN YOUR HOME

- In-floor, hot air vents spaced for greatest comfort
- Distributes heat evenly and warms the floor

BUILT FOR THE LONG HAUL



INNOVATION THAT STARTS WITH A SOLID FOUNDATION

WWW.KEYSTONERV.COM  Keystone RV Company

110



DSI
ANNUAL RV/RA DEALER
SATISFACTION INDEX

110 RVOA QUALITY CIRCLE AWARDS

- Keystone Brands have earned 110 DSI Quality Circle Awards since 2007

7 LAYERS OF PROTECTION



MOST CAPS ARE FULLY PAINTED AND CLEAR-COATED IN OUR IN-HOUSE STATE OF THE ART PAINT FACILITY

- Backed by 3-year fade and chalk limited warranty
- KeyGuard chip and rock protection applied to lower area of travel trailer caps




TRU-FIT TECHNOLOGY

TRU-FIT FIVE-POINT SLIDE ROOM CONSTRUCTION BACKED BY THE INDUSTRY'S-BEST 3-YEAR LIMITED STRUCTURAL WARRANTY

- Rain channel directs rain away from the slide openings
- Exterior bulb seals in a locking track stay secure through extreme heat and cold
- Composite slide-room "glide" bar enables the room to move with no binding
- Reinforced roof, walls and floor
- Beefed-up aluminum header above slide room for greater strength





www.keystonerv.com/Outback

OUTBACK

DESIGNED FOR A LIFETIME OF RVING

YOUR LOCAL OUTBACK DEALER:

2642 Hackberry Drive
PO Box 2000
Goshen, IN 46527-2000
(574) 535-2100



Product information is as accurate as possible at the date of publication of this brochure. Features, floor plans, and specifications are subject to change without notice. Please also consult Keystone's web site at keystonerv.com for more current product information and specifications. Tow Vehicle Disclaimer: CAUTION: Owners of Keystone recreational vehicles are solely responsible for the selection and proper use of tow vehicles. All customers should consult with a motor vehicle manufacturer or their dealer concerning the purchase and use of suitable tow vehicles for Keystone products. Keystone disclaims any liability or damages suffered as a result of the selection, operation, use or misuse of a tow vehicle. KEYSTONE'S LIMITED WARRANTY DOES NOT COVER DAMAGE TO THE RECREATIONAL VEHICLE OR THE TOW VEHICLE AS A RESULT OF THE SELECTION, OPERATION, USE OR MISUSE OF THE TOW VEHICLE.

NOVEMBER 2017