



ITS YOUR TURN. CREATE YOUR OWN MEMORIES.



It's your turn.

CREATE YOUR OWN MEMORIES.







SALEM
27DBUD

FAMILY FRIENDLY TOWABLE UNIT

INTERIOR SHOWN IN
MEADOW

TOWABLE COMFORT FOR YOUR FAMILY

Salem provides spacious, convenient floorplans, even when you need light weight towability for any size family!

PREMIUM STANDARDS. Enjoy total privacy with the spin-around entertainment center and solid wood doors among many other amenities.



Hey Mom and Dad! So, it's our first camping adventure in our new 27DBUD. Debbie and Suzy really loved it! We hiked and fished and I don't think they slept the whole time! You wouldn't believe the power options on this trailer! Made life easy, and the glow of the LED awning light at night was really nice. Love you and see you soon!

Bill and Jamie





SALEM

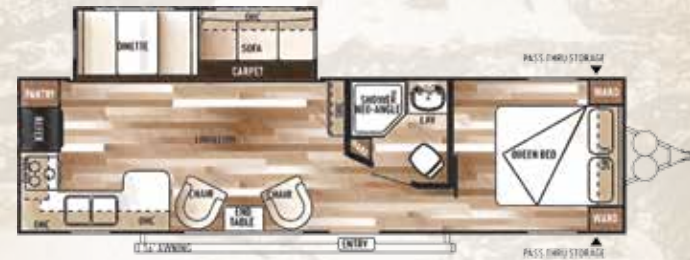
27RKSS

OUR MOST POPULAR SINGLE BEDROOM UNIT

INTERIOR SHOWN IN MINERAL


TOTAL COMFORT

Relax in style with a unit that is perfect for either travel or seasonal settings. Massive picture windows, seemingly endless countertop space, and additional features that include maximized storage, full extension drawer guides, and extra-large pass through doors make this one of the most requested models in the market.



Dear kids, you won't believe the adventures your father and I have been on recently. Our new 27RKSS has been perfect for us two. Sounds like you are really enjoying your new trailer! Have fun, and can't wait to share with you when we return.

Love, Mom and Dad







80"
CEILING
HEIGHT

K

A

J

B

C

L

H

M

I

D

E


F

G

8

SALEM
**INTERIOR
 FEATURES**

- A.** 16x 24 Residential Style Cabinets with Glass Inserts and Base Shelves (Where applicable)
- B.** Solid Surface Countertops
- C.** Stainless Steel Appliance Package
- D.** True Hardwood Table Top
- E.** Extra-deep Pot and Pan Drawer
- F.** Armstrong® linoleum - Scratch, Tear, and Cold-Resistant Flooring.
- G.** Full Extension, Extra-wide Pull Out Drawer
- H.** Decorative Overhead Dining Light
- I.** Night Shades
- J.** High Rise Faucet and 60/40 Sink
- K.** 80" Ceiling Height
- L.** New Dhalia Cherry Mouldings and Accents Throughout
- M.** Decorative Curtain Rods and Curtains



- | | | | |
|--|--|---|--|
| 1. Solid Surface Countertops | 5. Armstrong® One Piece Plank Wood Linoleum Flooring | 8. Copper Vein Weatherproof Countertop on Outside Kitchen (Outside Kitchen Models Only) | 11. Hardwood Booth Table |
| 2. Hinged 1/2 Barrel Storage (Most Models) | 6. Full Extension Ball Bearing Drawer Guides | 9. Swivel Entertainment Center with Solid Doors to Bedroom | 12. Shoe Nook |
| 3. High Rise Faucet and 60/40 Sink | 7. FM Radio, DVD Player w/ MP3 Hookup | 10. 16 x 24 Residential Style Cabinets with Glass Inserts and Base Shelves (Where applicable) | 13. Aerodynamic Front Profile (N/A 29FKBS) |
| 4. Extra Large Pass-Through Storage | | | |

CONSTRUCTION BUILT TO LAST.

- 1 Radius entry Steps
- 2 2" x 3" floor joists 12" on center
- 3 5/8" 5-ply tongue in groove plywood floor decking
- 4 2" wall studs 16" or less on center
- 5 30" fiberglass radius entry door
- 6 .024 aluminum siding
- 7 5" bowed truss roof rafters
- 8 One piece seamless roof (12 yr. warranty)
- 9 R-7 fiberglass insulation throughout
- 10 Extra large full pass-thru storage
- 11 Smooth rolled skirting
- 12 In floor ducted heat
- 13 Diamond plate rockguard
- 14 3/8" roof decking (full walk-on roof)
- 15 LP bottle cover w/ easy access
- 16 13.5K ducted roof, high output AC w/ quick cool
- 17 Stain resistant carpet
- 18 One piece plank wood linoleum flooring
- 19 Safety glass windows
- 20 Hitch Light
- 21 Aluminum radius front corners



FUNCTIONAL, QUALITY STANDARDS

At Salem your satisfaction is serious business and it shows. Our commitment to your satisfaction includes:

- A: Extra large pass-thru storage
- B: Heated and enclosed fresh water tank
- C: Salem 5/8" Tongue and groove plywood (top) vs. OSB (below)
- D: 6 gallon GE DSI water heater with Quick Recovery
- E: Central Switch Command Center (Most Floorplans)

Salem Standards & Options

CONSTRUCTION & EXTERIOR

Full walk on one-piece Superflex® roof w/ 12 year warranty

Extra large full pass through storage (per floorplan)

Cold crack and mildew resistant vinyl patio awning

Safety glass windows

Steel framed 30" smooth radius fiberglass main entry door

Powder coated I-beam frame

Cambered chassis

Enclosed fresh water tank in a heated compartment

16-gal. per hour GE quick recovery DSI water heater

Water heater by-pass

Nitrogen filled tires

2" wall construction 16" (or less) on center

R-7 fiberglass insulation throughout

13 ply cross micro-laminated beam header above slide outs

Triple seal slide outs

Electric slide out systems (flush floor)

Swing arm entry assist handle

Two marine grade exterior speakers

Electric front jacks (fifth wheels)

Fiberglass front cap (fifth wheels)

KITCHEN

Dometic® double door refrigerator (2 yr. warranty)

High rise faucet

Deep basin 60/40 residential style sink

Microwave w/ carousel

3-Burner, high output range with oven (2 yr. warranty)

Range hood w/ 12-volt exhaust fan and light

One piece plank wood linoleum flooring

Solid wood drawers

Knife rack (behind cook top)

Large overhead cabinets w/ glass inserts

Central switch command center

Nickel finished hardware

Full extension ball bearing drawer guides

Abundant cabinet storage

Hinged 1/2 barrel storage (Some models)

LIVING ROOM

80" interior height travel trailers (101" fifth wheel models)

Ducted 13,500 BTU high output roof air conditioner w/ quick cool

Huge storage drawer at sofa base (select models)

Extra large booth dinette w/ large drawer (most models)

Large dinette picture window

Digital TV antenna and booster

Cable TV/ satellite hook-up

Standard FM stereo w/ DVD and four cube speakers

Patio door w/ vertical blinds (36BHBS, 37BHSS2Q, 38RLT)

Decorative wall light

25K BTU suburban forced air DSI furnace w/ digital thermostat (2 yr. warranty)

In-floor ducted heat

BEDROOM

Evergreen mattress

Plush comforter and headboard

Strut lifted storage area under bed

Bedside mirrored wardrobes w/ shelf

Bedside 110-volt power outlets (2)

Solid bedroom privacy doors (most models)

Storage shelf above bed

BATHROOM

12-volt power bath roof exhaust vent

Wooden medicine cabinet w/ mirrored door

Foot flush toilet

Tooth brush holder and towel ring

Vinyl tub surround

Frosted glass barrel shower with tub surround (27RLSS, 27RKSS, 29RKSS 29FKBS, 31BKIS, 36BHBS, 37BHSS2Q, 38RLT)

SECURITY AND SAFETY

LED docking lights (fifth wheels)

LP leak detector

Smoke detector

Carbon monoxide detector

Fire extinguisher

Hitch light (travel trailers)

Welded heavy duty safety chains (travel trailers)

Electric brakes (all wheels)

GFI receptacles

ANSI 119.2 certified

Meets all national highway administration specifications

SALEM OPTIONS

Stabilizer jacks [travel trailer (4) or fifth wheel (2)]

Skylight over tub

30-lb LP bottles w/ cover and auto change over (travel trailers)

Contact your Salem dealer for a complete list of options.

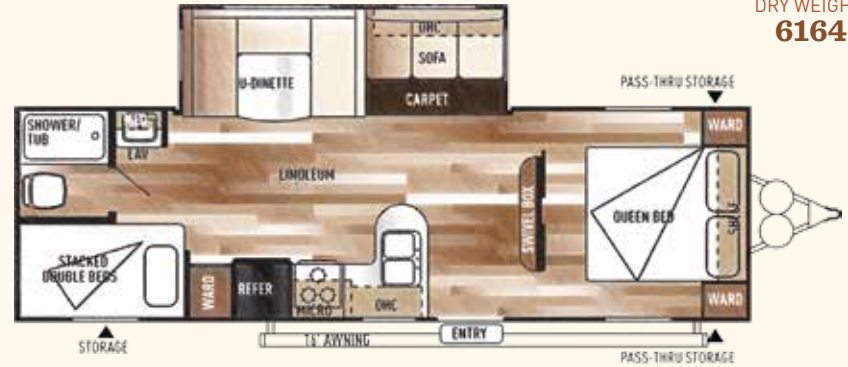
T26TBUD

DRY WEIGHT:
5790



T27DBUD

DRY WEIGHT:
6164



T28RLDS

DRY WEIGHT:
6782



T29FKBS

DRY WEIGHT:
7513



Salem Travel Trailers

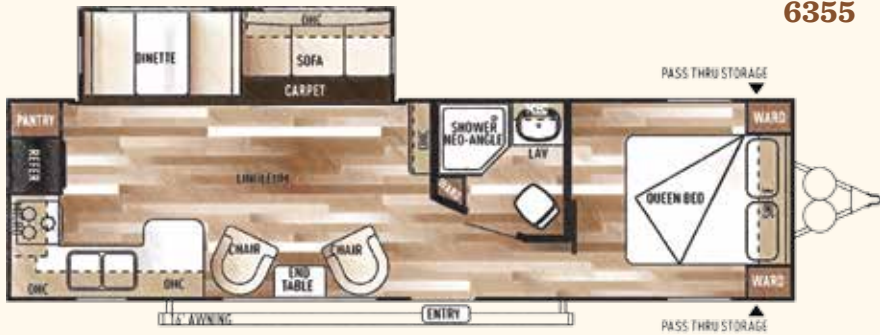
	T26TBUD	T27DBUD	T27RKSS	T27RLSS	T28RLDS	T29FKBS	T29QBDS	T29UD3	T30KQBSS	T30QBSS
HITCH WEIGHT (LBS.)	815	772	720	650	882	826	899	956	793	980
DRY SHIP WEIGHT (LBS.)	5790	6164	6355	6372	6782	7513	6918	7559	7902	6575
CARGO CARRYING CAPACITY (LBS.)	1987	1549	1327	1240	1062	3414	2722	3519	3013	3146
EXTERIOR LENGTH	29' 0"	29' 6"	33' 3"	32' 2"	32' 3"	35' 3"	34' 0"	36' 5"	36' 1"	33' 2"
EXTERIOR HEIGHT	11' 2"	11' 2"	11' 2"	11' 2"	11' 2"	11' 2"	11' 2"	11' 2"	11' 2"	11' 2"
FRESH WATER CAPACITY (GAL.)	40	40	40	40	40	40	40	40	40	40
BLACK WATER CAPACITY (GAL.)	32	32	32	35	27	27	27	32	34	27
GREY WATER CAPACITY (GAL.)	34	34	69	69	69	69	30	32	68	30
AWNING (FT.)	16'	16'	16'	16'	16'	18'	18'	18'	18'	18'

FLOORPLAN KEY

OHC	OVERHEAD CABINET
WARD	WARDROBE
MICRO	MICROWAVE
LAV	BATHROOM SINK
MED	MEDICINE CABINET

T27RKSS

DRY WEIGHT:
6355



T27RLSS

DRY WEIGHT:
6372



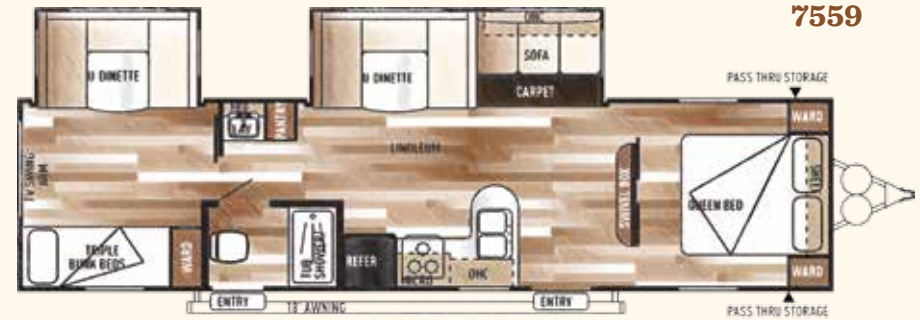
T29QBDS

DRY WEIGHT:
6918



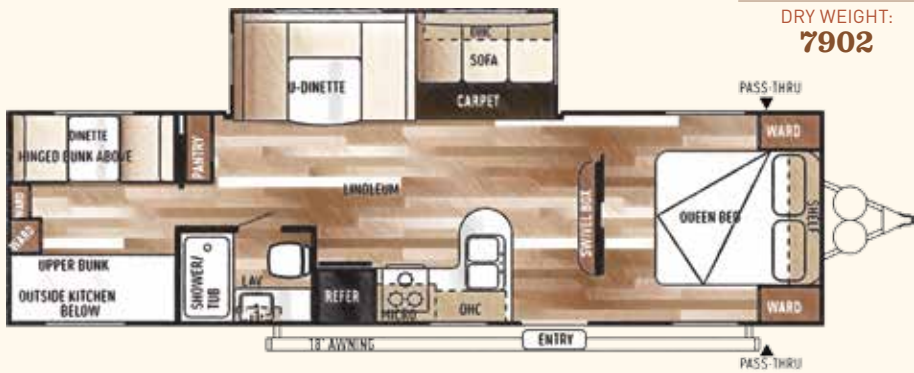
T29UD3

DRY WEIGHT:
7559



T30KQBSS

DRY WEIGHT:
7902



T30QBSS

DRY WEIGHT:
6575





T31BKIS

DRY WEIGHT:
8350



T31KQBSTS

DRY WEIGHT:
7902



T31QBSTS

DRY WEIGHT:
8140



T32BHDS

DRY WEIGHT:
7955

Salem Travel Trailers

	T31BKIS	T31KQBSTS	T31QBSTS	T32BHDS	T36BHBS	T37BHSS2Q	38RLT
HITCH WEIGHT (LBS.)	970	793	885	859	720	970	1030
DRY SHIP WEIGHT (LBS.)	8350	7902	8140	7955	7892	7600	8588
CARGO CARRYING CAPACITY (LBS.)	2742	3013	2846	3026	2929	3492	2543
EXTERIOR LENGTH	35'8"	36'1"	35'6"	35'8"	36'7"	36'1"	38'5"
EXTERIOR HEIGHT	11'2"	11'2"	11'2"	11'2"	11'2"	11'2"	11'2"
FRESH WATER CAPACITY (GAL.)	40	40	40	40	40	40	39
BLACK WATER CAPACITY (GAL.)	32	34	34	32	27	27	29
GREY WATER CAPACITY (GAL.)	64	68	35	66	30	30	29
AWNING SIZE (FT.)	13'	18'	18'	18'	18'	18'	13'

Fifth Wheels

	26DDSS	29RKSS	29RLW	33BHOK
HITCH WEIGHT (LBS.)	1272	1418	1441	1704
DRY SHIP WEIGHT (LBS.)	7103	7831	7394	9107
CARGO CARRYING CAPACITY (LBS.)	2931	3709	4169	2719
EXTERIOR LENGTH	30'9"	34'1"	31'8"	37'9"
EXTERIOR HEIGHT	12'3"	12'3"	12'3"	12'9"
FRESH WATER CAPACITY (GAL.)	40	40	40	40
BLACK WATER CAPACITY (GAL.)	34	27	32	32
GREY WATER CAPACITY (GAL.)	32	62	32	66
AWNING SIZE (FT.)	16'	18'	18'	16'

FLOORPLAN KEY

OHC	OVERHEAD CABINET
WARD	WARDROBE
MICRO	MICROWAVE
LAV	BATHROOM SINK
MED	MEDICINE CABINET
	TRAVEL TRAILER FLOORPLAN
	FIFTH WHEEL FLOORPLAN

The Salem Line-Up



SALEM CRUISE LITE



SALEM



SALEM VILLA | VILLA ESTATE



SALEM HEMISPHERE

24/7 EMERGENCY ROADSIDE ASSISTANCE

For a worry-free ownership experience Forest River includes one year of Coach-Net RV Technical & Roadside Assistance with each RV purchase. Whether new to the RV lifestyle or an experienced RV enthusiast, Forest River owners have 24/7 access to technical, operational and emergency road service coverage throughout the US & Canada. Coach-Net's fast, dependable service is just a phone call away.

Coach-Net®

RV Technical & Roadside Assistance



Forest River, Inc. encourages our customers to purchase their Forest River products from a local dealership whenever possible for the following reasons:

- 1) Forest River, Inc. dealers are independently owned and operated businesses so priority service and scheduling is at their discretion and is often provided to customers that purchased their unit at that dealership.
- 2) Purchasing locally allows customers to establish meaningful relationships with a dealer, enhancing the RV experience through assistance with product questions, user tips or RV regulations for your state or country, and much more!
- 3) Canadian customers must meet requirements to bring an RV purchased out of the country to their home. These requirements may involve additional inspections and certifications, taxes and fees. Your local Canadian Dealer is a professional at meeting these requirements.
- 4) Scheduling timely warranty repairs and adjustments through a local dealership provides far greater flexibility and convenience to you, the customer!

It is the goal of Forest River, Inc. that all of our RV owners fully enjoy the RV experience and that customer satisfaction meets or exceeds their expectations!

YOUR SALEM DEALER

FREE MEMBERSHIP
to Forest River Owners' Group

www.forestriverfrog.com



Learn More
Scan this barcode using a QR Reader on your smart phone to learn more about Forest River.



A Berkshire Hathaway company.

Forest River, Inc. 55470 C.R. 1 Elkhart, IN 46515 | (574) 533-5934
www.forestriverinc.com/Salem | www.forestriveraccessories.com



PRE-DELIVERY INSPECTION FACILITY

20,000 square feet of quality assurance. The bare essentials for a premium product. This state-of-the-art facility gives immediate daily feedback to production for quality assurance in every unit built.